

Super

Kim Jones

Caroline Green

Wow!

4

STUDENT'S BOOK
AND WORKBOOK

+ SuperCLIL 4
+ Grammar book

CD audio 4-5

R
GRUPPO EDITORIALE
RAFFAELLO



celtic
PUBLISHING



LIBRO
DIGITALE



DIDATTICA
INCLUSIVA



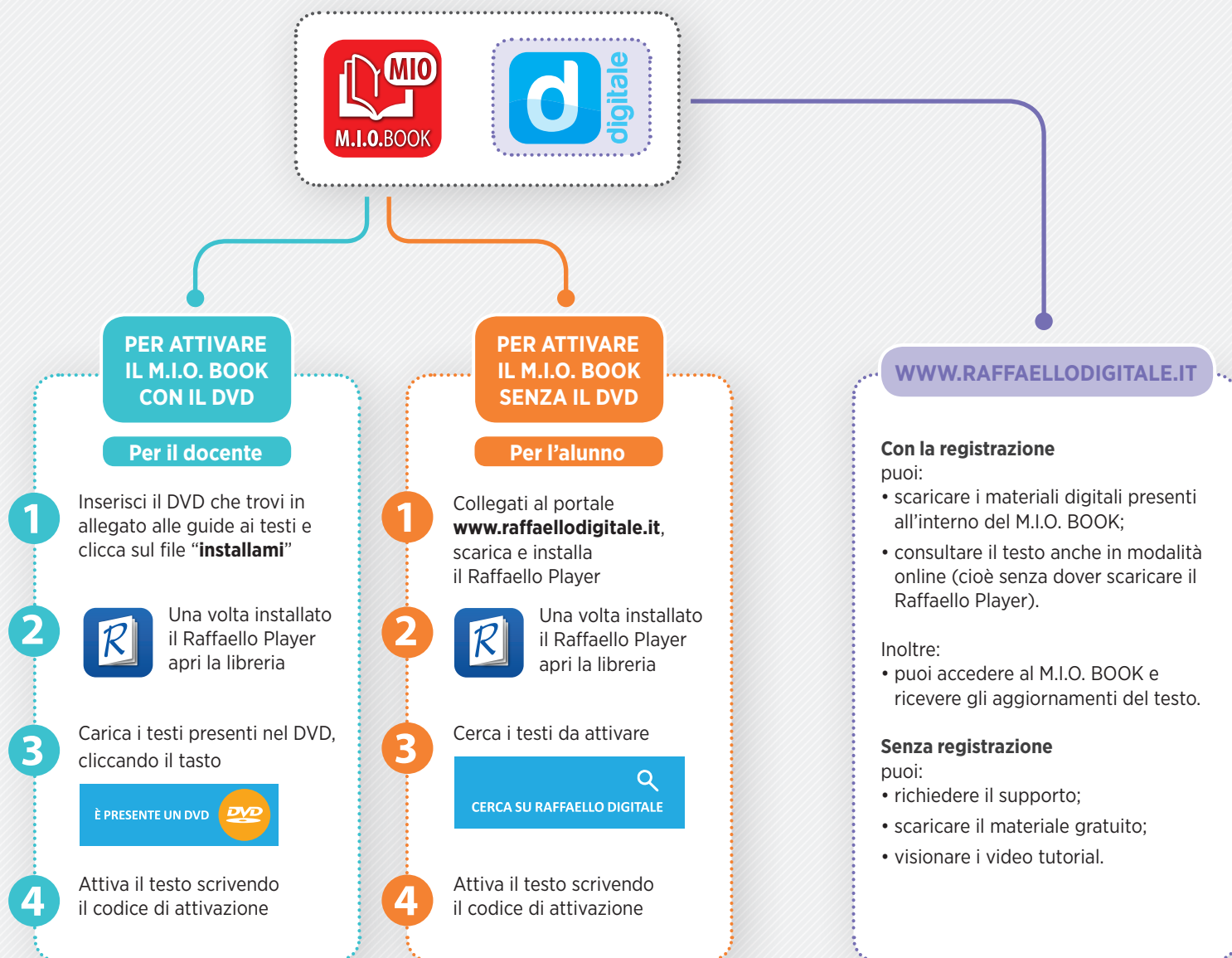
CLIL

DIDATTICA PER
COMPETENZE

Il M.I.O. BOOK è Multimediale, Interattivo, Open

È l'innovativo testo digitale concepito per essere utilizzato in classe con la LIM e a casa dallo studente. Contiene già integrati tutti i materiali multimediali del testo e si aggiorna con materiali extra, scaricabili gratuitamente su www.raffaellodigitale.it (in linea con le direttive ministeriali).

Come attivare il M.I.O. BOOK e accedere al portale Raffaello Digitale



La registrazione è facoltativa e consente di ricevere gli aggiornamenti del testo.

CODICE DI ATTIVAZIONE

Super Wow!

Kim Jones
Caroline Green

4

STUDENT'S BOOK

Starter Unit - Welcome	2
revision	
Unit 1 - Flags and countries	6
countries	
Culture The UK and the Union Jack	14
Unit 2 - Walking around	16
shops and places	
CLIL Re-use, Reduce, Recycle	26
Unit 3 - Wild animals	28
wild animals, parts of the body, abilities	
Culture Sea life experience	38
Unit 4 - What can you do?	40
abilities, sports	
CLIL Don't pollute... and keep fit!	50
Unit 5 - Free time activities	52
free time activities, actions in progress	
Culture After-school activities	62
Unit 6 - What's the weather like?	64
the weather, clothes, months and seasons	
CLIL Global warming	74
Special days	
Christmas time	76
St. Valentine's Day	78
More English	80
Glossary	82

WORKBOOK

Starter Unit	2
Unit 1	6
Time to check	34
Test competence	40
Unit 2	10
Time to check	35
Test competence	41
Unit 3	14
Time to check	36
Test competence	42
Unit 4	18
Time to check	37
Test competence	43
Unit 5	22
Time to check	38
Test competence	44
Unit 6	26
Time to check	39
Test competence	45
Focus on Grammar	46

How smart is your English?

- Play the game.

START


1



How old are you?

.....


2



What's ten and sixty?

.....

3



What's his name?

.....

14



What do you like?

1

2

MISS A TURN!

12



What rhymes with "bed"?

.....

11

Name 4 rooms of the house:

1

2

3

4



15



Name 3 school objects on your desk.


1

2


3

16


What are they?



1



2



3

17



What don't you like?

1

2

You need:



a dice



a counter

4

Name 4 parts of the body:

- 1
- 2
- 3
- 4



5

MISS
A
TURN!

6

SING
The AlphaBet
SONG!



7



What's wrong?

The cat is

It has got legs.

10

Name 4 animals:

- 1
- 2
- 3
- 4



9

Say the opposite of:



SAD
FAT
TALL

8

Count from 10 to 20.
FAST!



18

How many people
in your family?

-
-
-



19

MISS
A
TURN!

20

Have you got
a brother
or a sister?

-
-
-



21

Name 3 things
you are wearing.

- 1
- 2
- 3




FINISH

10
OCT

WOW BLOGGERS: Mia & Jake



1- Listen and read.  02



«

Hi there!
My name's **Mia**. I'm nine years old. I'm from England and I live in London.
I've got a brother, his name's Alex.

Hello!
I'm **Jake**. I'm ten and I live in Chelsea, London.
I've got a sister. Her name's Kate.



»

My favourite sport is skateboarding and I like dogs. «



Blue and **pink** are my favourite colours!



I like skateboarding and football. »



My favourite food is spaghetti and meatballs.





We are bloggers
and this is our
BLOG.



Join us!

2- Fill in the form.

NAME:

AGE:

LIKES:

FAVOURITE SPORT:

FAVOURITE COLOUR:

FAMILY:

3- Sing the song. 03

Who are you?

Where are you from?

I am Mia. And you? And you?

Who are you?

Where are you from?

I am Jake. And you? And you?

Who are you?

Where are you from?

Time to explore

Let's find out more!

4- Read and complete.

	MIA	JAKE
HOME TOWN		
AGE		
LIKES		
FAVOURITE THINGS		
FAMILY		

5- Complete. Listen and check. 04

fat - short - long
thin - weak
strong - tall



It's




He's




It's




He's



It's



He's



She's

6- Look and complete. Listen and check. 05

feet - ~~eyes~~ - ears - arms
legs - mouth - nose - hand

This is Captain Morgan. He's a pirate.
He's got big brown eyes, a long,
a large and small
His are long, and he's got only
one His are short
and his are very, very long!



7- Listen and tick. 06 Complete. 



Mark						
Alice						
Peter						

Mark: I've got a, a and a

Alice: I've got a, a and a

Peter: I've got a, a and a

8- Listen and repeat. 07 9- Listen and tick (✓) or cross (X). 08



1 mushrooms ☐



2 apples ☐



3 carrots ☐



4 peas ☐



5 cherries ☐



6 grapes ☐



10- Complete.

I like

.....

I don't like

.....

Home

Competences




Easy Peasy Grammar



London sightseeing A


08
NOV

WOW BLOGGER: Mia

1- Listen and read.  09

« Hi there! It's me, Mia.
This is a map
of my country, **the UK**.
This is our flag,
the "Union Jack". »



And this is a picture
of London, my city. »
It's great, isn't it?
I love it! 
And you?
Where are you from?



This is my family.
Nathalie is my mum. She's from Paris
in **France**. Peter is my dad. He's from
Wales.



This is my brother Alex.
He's six and he loves
football.



Countries

Here is Pablo, my summer friend.



He's from
Barcelona,
in **Spain**.
He's thirteen.



I love animals. I've got a dog.
His name's Prince.

Woof!
Woof!



2- Read and tick true (T) or
false (F).

- 1- Mia is from London. T F
- 2- Mia's mum is from Wales. T F
- 3- Alex is six years old. T F
- 4- Pablo is Mia's cousin. T F
- 5- He's from Italy. T F

3- Listen and repeat. 10



Albania ☐




Romania ☐



Italy ☐



Germany ☐




France ☐



Spain ☐



The United
Kingdom ☐



Denmark ☐



Ireland ☐



Austria ☐



Greece ☐



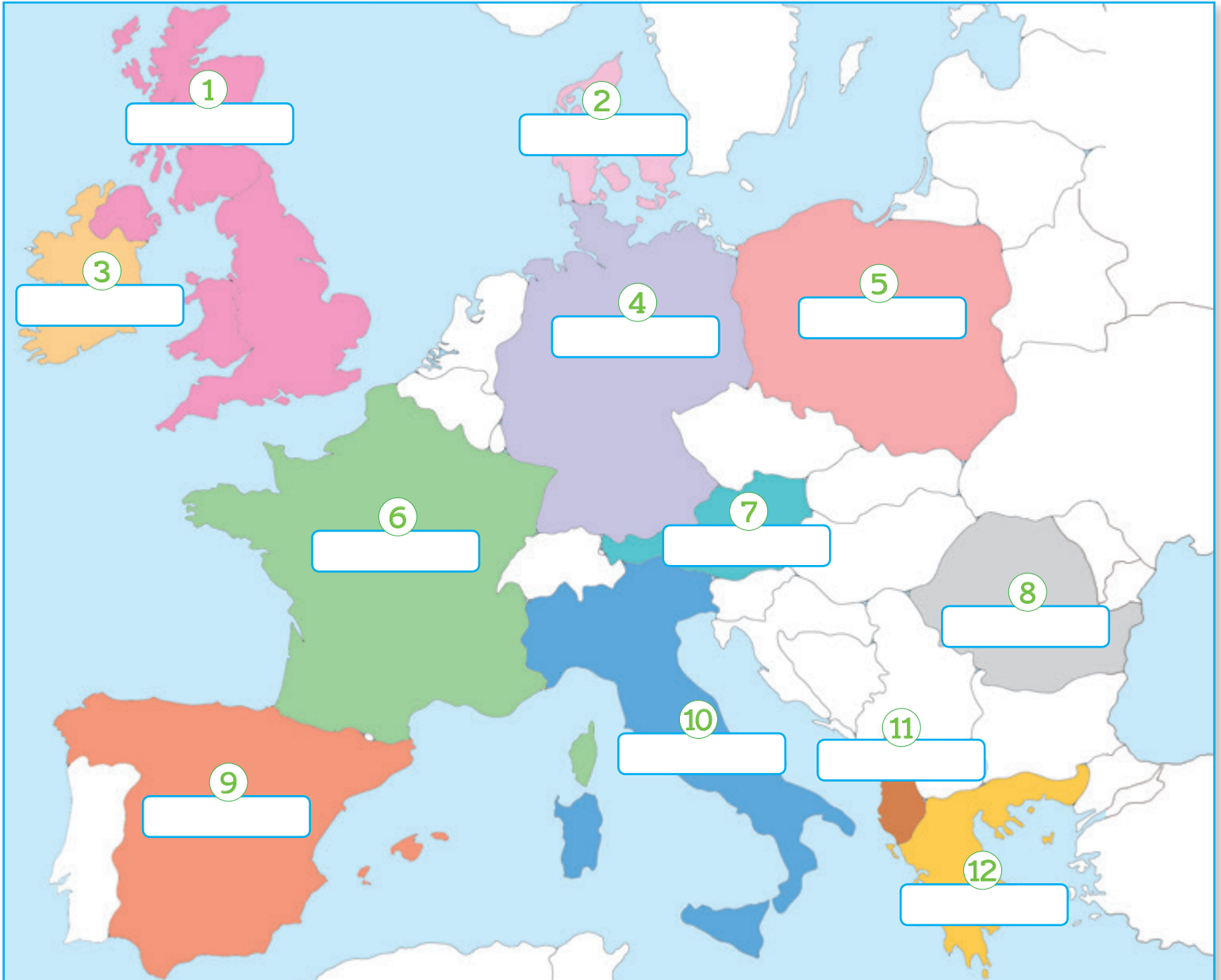
Poland ☐

4- Listen and number. 11

Unit 1

5- Complete the map.

Ireland - Poland - France - the UK - Denmark - Greece
Italy - Romania - Spain - Austria - Albania - Germany



Competences

6- Listen and say. 12

Number three.
Where are you
from?

I'm from
Ireland.



7- Where are they from? Complete.

8- Listen and check. 13



Name: Dimitri
City:
Country:

Vienna - Athens - Paris
Florence - Madrid

Greece - Austria - France
Spain - Italy



Name: Monika
City:
Country:



Name: Linda
City:
Country:



Name: Felipe
City:
Country:



Name: Jean Paul
City:
Country:

9- Complete.

- 1- His name's
He's from, in Greece.
- 2- Her name's
She's from Vienna, in
- 3- His
He's, in Spain.
- 4- Her
She's Florence,
- 5- His
He's from





Where are you from?
I'm from France.
Where is he/she from?
He/She's from Poland.



Mia's mum is Nathalie.
Her mum is Nathalie.

10- Read, look and complete.



My name's Sylvie, I'm **10** years old.

I'm from  I've got two 


I've got a  My favourite colour is 



These are my friends, Laura and Flavian.

Laura is **11** and she's from  Her favourite

animal is a  and she loves 

Flavian is **9** He's from 

His favourite food is 

11- Read and tick true (T) or false (F).

1- Sylvie is from Denmark.

☐ T ☐ F

2- She's got two brothers
and a sister.

☐ T ☐ F

3- Laura is from Italy.

☐ T ☐ F

4- Her favourite sport
is volleyball.

☐ T ☐ F

5- Flavian is ten years old.

☐ T ☐ F

6- He's from Ireland.

☐ T ☐ F

The Adventures of Robin Hood

Robin meets Little John

12- Listen and read. 14



The Daily Wow!

Postcards

Date:



1- Listen and complete. 15

France - Ireland -
I'm from

Hi!

my name's Vicky.

..... Cork in

Look at this picture: this is my town
with its colourful houses and
its river: the Lee.

And this is my favourite city
in Europe: Paris, in






Send your letters
and drawings
to WoW Magazine!
wow@wowmagazine.it

2- Read and complete.

Hello, my name's Victor.

I'm from  I live in London.

I'm 10 and I've got a 

I love animals. I've got a small 

and a  This is me with Charlie!



Competences Project

4- Make a class poster.

3- Write your postcard.

Hello,

I'm

I'm years old.

I'm from

I live in

I've got

.....





The UK and the Union Jack

Competences

1- Listen and read. 16 Complete the map.

The United Kingdom (UK) is composed of four countries:

England, Wales, Scotland and **Northern Ireland**.


London is the capital city of England and **Cardiff** is the capital city of Wales.

The capital city of Scotland is **Edinburgh** and the capital city of Northern Ireland is **Belfast**.



The flag of the United Kingdom is the **Union Jack**. It incorporates the flags of three countries:

the flag of England




+

the flag of Scotland



+

the flag of Northern Ireland




=

The Union Jack





2- Read and guess.



Look!
Here's a red
Welsh dragon!

**This is the flag of one of the countries
in the United Kingdom. Which country is it?**

**Write the first letter of each picture
and find out!**



SUPER QUIZ

3- Cover page 14 and answer.

- What is the capital city of England?
- What colour is the Scottish flag?
- What is the capital city of Northern Ireland?
- What is the Union Jack?
- What creature can you find on the Welsh flag?

It's

It's

It's

It's

.....

4- Draw your country's flag and describe it.

This is the flag of

.....

.....

.....

.....

 Home

Competences




Easy Peasy Grammar



More English


03
DEC

WOW BLOGGER: Jake

1- Listen and read.  17

Hi friends! This is me, Jake.
Let's have a walk around my city,

LONDON



There are many **museums** in London and this is my favourite.
It's the **SCIENCE MUSEUM**.



This famous **church** is **Westminster Abbey**.
There are many tombs of important people inside.



In London there's a famous **market** at **Camden Lock**.

You can buy lots of things there:
T-shirts, shoes, bags.

You can eat international food, too!



around



London sightseeing B

There are many **parks** in London.
My favourite is **Hyde Park**. ❤️



This is **Leicester Square**: it's full
of **cinemas** and **theatres**.
I sometimes go there with my family.



2- Read and put a tick (✓) or
a cross (X).

In my town there is a...

- | | |
|--|--|
| <input type="checkbox"/> sports centre | <input type="checkbox"/> church |
| <input type="checkbox"/> museum | <input type="checkbox"/> cinema |
| <input type="checkbox"/> market | <input type="checkbox"/> theatre |
| <input type="checkbox"/> park | <input type="checkbox"/> shopping centre |

3- Listen and repeat. 18



theatre ☐



shopping centre ☐



church ☐




market ☐



sports centre ☐



park ☐



cinema ☐



museum ☐

4- Listen and number. 19

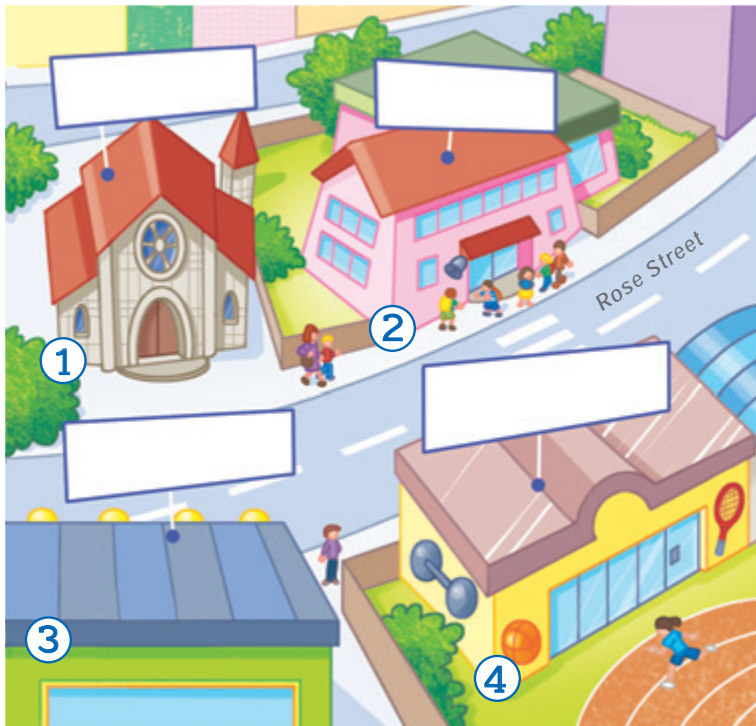
5- Read and complete.



This is Daffodil Street, a long street in my town: there's a big s _____ c _____ e, a m _____ m and a c _____ a. My favourite sp _____ c _____ is in Daffodil Street. There's also a c _____ h and a t _____ e, but there isn't a p _____ k.

Competences

6- Listen and complete. 20



7- Listen and say. 21

park - market - church
museum - cinema - theatre
school - sports centre

There's a church in Rose Street.

There isn't a park.



8- Look and write A or B.



- 1- There's a school. ☐
- 2- There isn't a park. ☐
- 3- There's a church. ☐
- 4- There isn't a hospital. ☐

- 5- There are 3 shops. ☐
- 6- There are 2 car parks. ☐
- 7- There aren't 5 shops. ☐
- 8- There are 2 parks. ☐

9- Listen and complete. 22

there are - there's - there aren't - there isn't

In the shopping centre a toy shop.

In the shop window two big teddy bears. There's a red kite, too. a skateboard and any balls.


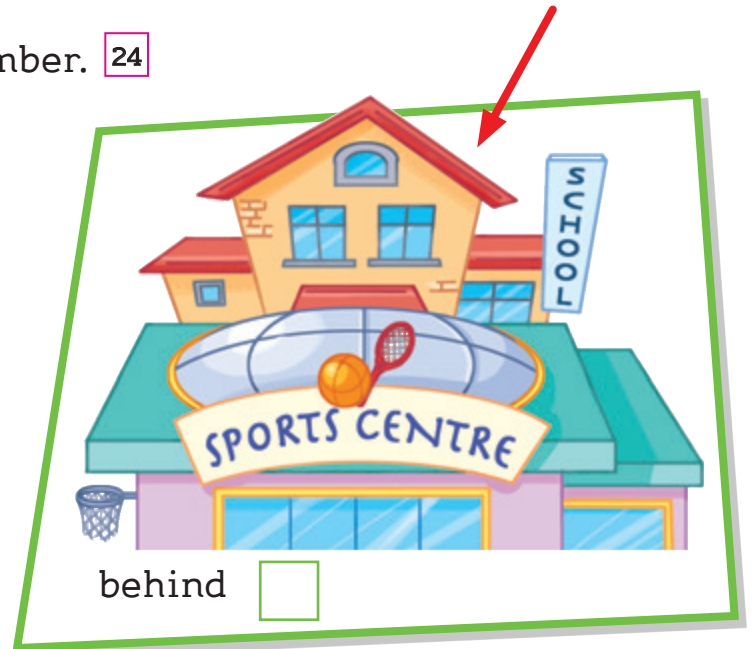



EASY PEASY
GRAMMAR

There's a park.
There are two parks.
There isn't a shop.
There aren't two shops.

Unit 2

10- Listen and repeat. 23 Listen and number. 24



11- Look and complete.

- 1- The theatre is
the museum.
- 2- The school is
the hospital.
- 3- The park is
the school.
- 4- The museum is
the school and the theatre.

12- Listen and look. 25



Competences

13- Ask and answer.

Where's the market?

It's opposite the school.



14- Write the questions.

- 1-?
It's between the park and the theatre.
- 2-?
It's behind the shopping centre.
- 3-?
It's next to the church.
- 4-?
It's opposite the theatre.

EASY PEASY
GRAMMAR



The park is **behind** the shop.

15- Listen and tick the right picture. 26



16- Read and complete the map.

- 1- There's a church behind the school.
- 2- There's a shopping centre opposite the church.
- 3- The cinema is between the shopping centre and the hospital.
- 4- The park is opposite the hospital.
- 5- There's a sports centre behind the park.



The Adventures of Robin Hood

Friar Tuck

17- Listen and read. 27



The Daily Wow!

Moving around

Date:

1- Listen and complete. 28



behind - There isn't -
There



Hello,
I'm Matt.
I live in a small village.
..... is a school and
a church, but
a shopping centre.
This is my house. There's a big park
..... it.

Send your letters
and drawings
to WoW Magazine!
wow@wowmagazine.it

2- Unscramble and complete.


Hi! I'm John.

I live in Mansfield, England.

I love my town, there's a **AME
TKR**

a **S
M
U
E** and a **ET
ARE
TH**

and there's also Sherwood Forest nearby,
famous for Robin Hood!



Competences Project

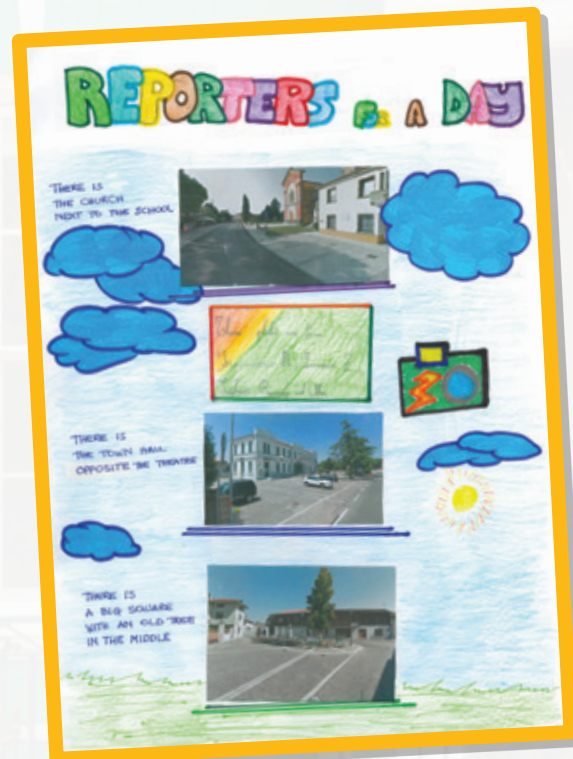
4- Make a class poster/brochure.

3- Write about your town.

Hello,
I live in



.....
.....
.....
.....
.....





Re-use, Reduce, Recycle

1- Listen and read. 29

To make 1 ton of paper you have to cut down 24 trees.

RE-USE



Give paper a second chance. Use it again!

1

Do you know...

Plastic takes up to 500 years to decompose.

REDUCE



Reduce the number of plastic bags. Use cotton bags instead!

2

Up to 80% of rubbish can be recycled.

RECYCLE



Always separate plastic, glass, paper and organic waste. They can be used again!

3

GO GREEN ACTIVITY

2- Make your own paper.





3- Read and match.

1- I can save water.

2- I can save energy.

3- I can go to school by bike.

4- I can reuse old clothes.

5- I can recycle paper, plastic, glass and metal.



A ☐



B ☐



C ☐



D ☐



E ☐

4- Separate your waste! Put the rubbish in the right bin.



jam jar



yoghurt pot



magazines



apple core



cardboard





Home

Competences



Easy Peasy Grammar



More English

12
JAN

WOW BLOGGER: Mia



1- Listen and read. 30



Hello again!

I love wild animals – and you?

« Here is a map of
the famous London Zoo.There are hundreds
of animal species
from all over
the world here. »Look at this **giraffe**. It's very tall!
Where is it from? It's from Africa.Look at Ellie and her mother.
Ellie is a baby **elephant**.
They are from Africa.
I love elephants ❤️ – and you?

animals



The London Zoo

Here are my favourite animals – **penguins**. They're funny!



What about you?
What's your favourite animal?

2- Read and tick true (T) or false (F).

- 1- There are 50 animal species in the London Zoo. **T F**
- 2- The giraffe is from Africa. **T F**
- 3- Ellie the elephant is old. **T F**
- 4- Penguins are funny animals. **T F**

3- Listen and repeat. **31**



elephant ☐



giraffe ☐



zebra ☐




monkey ☐



lion ☐



crocodile ☐



hippo ☐



snake ☐

4- Listen and number. **32**

5- Listen and repeat. 33



- | | |
|-----------|-----------|
| ① paws | ⑤ stripes |
| ② horns | ⑥ tail |
| ③ neck | ⑦ trunk |
| ④ fingers | ⑧ tusks |

Competences

6- Listen, ask and answer. 34

It's got two horns.
What is it?

It's
a giraffe.



7- Complete.

- 1- It's got a trunk.
It's an
- 2- It's got a long neck.
It's a
- 3- It's got ten fingers.
It's
- 4- It's got stripes.
It's
- 5- It's got paws.
It's
- 6- It's got two tusks.
It's



8- Read and tick true **T** or false **F**.



- 1- The zebra has got white stripes.
- 2- The hippo has got two horns.
- 3- The monkey has got ten fingers.
- 4- The giraffe has got a short neck.
- 5- The elephant has got a trunk.
- 6- The lion has got a long tail.

T F

T F

T F

T F

T F


T F



9- Complete. Listen and check. **35**

ears - grey - elephant - tail
Africa - India - tusks - trunk

My favourite animal is the
It lives in and
It's big and
It's got a long, two long
and two big
It's got a long, too.



Unit 3

10- Listen and repeat. 36

11- Listen and guess. 37



fly



climb




crawl



swim



run



jump

12- Now complete.

- 1- I'm a parrot..... I can
- 2- I'm a I can
- 3- I'm a I can
- 4- I'm a I can
- 5- I'm a I can
- 6- I'm a I can

It's your turn!

I'm (name)
I can and
.....

FUNNY ANIMALS PARADE

13- Complete. Listen and check. 38

climb - swim - ~~walk~~ - jump - run



14- Draw a funny picture and write.



**EASY PEASY
GRAMMAR**





I **can** jump.
I **can't** fly.


I

Unit 3

15- Read and complete.

1- It can **W S M I** but
it can't **L F Y** It's 
It's a

2- It can **N R U** fast but it can't **M C I L B**
It's got  stripes.
It's a

3- It can **C M I L B** and **U J M P**
but it can't **L F Y** It's 
It's a

4- It can **W S M I** but it can't **C M I L B**
It has got a big body and a big mouth.
It's a

5- It can **R A C W** but
it can't **U J M P** It's long.
It's a



16- Unscramble and guess the animal.

1- has It got a tail long

.....

2- climb can It

.....

3- fly It can't

.....

4- got ten It fingers has

.....

It's a

The Adventures of Robin Hood

Maid Marian helps Robin Hood

17- Listen and read. 39



The Daily Wow!

Favourite wild animals

Date:



1- Listen and complete. 40

Hello guys!

The is my favourite animal.

Tigers have got strong and beautiful striped fur.

They can very fast! I haven't got a tiger,
of course... but are like small tigers!

These are my new friends:

Tommy, Penny, Mindy and Mork.

cats - tiger -
run - paws



Send your letters
and drawings
to WoW Magazine!
wow@wowmagazine.it

2- Unscramble and complete.

Hello,

My name's Sam.

My favourite animal has got

a long **ITLA** and

ten **GFEI
NRSI**

It can **ICL
MB** trees but

it can't **YLF** It's a



Competences Project

4- Make a class poster/book.


3- Read and complete.

My favourite wild animal
is

It's got

It can

It can't





Sea life experience

Competences

1- Listen and complete. 41


Wales - Northern Ireland - Scotland - England

In the UK there are many places where you can explore the magical underwater world.



1 London Sea Life Aquarium,

Here you can see 500 species from all over the world: sharks, turtles, seahorses, clownfish, penguins and many others.




2 Whalewatching,

This is a Natural Reserve – you can observe whales in their natural habitat.



3 The Scottish Sea Life Sanctuary,

This is a shelter for lost and injured seal pups.



4 Puffin Island,

On this island there are over 4,000 inhabitants... all puffins!





2- Read and answer.

The KING of the sea

1

Sharks have got:

- ☐ big mouths and sharp teeth
- ☐ big mouths and no teeth
- ☐ small mouths

2

Sharks are:

- ☐ carnivores
- ☐ herbivores
- ☐ plankton eaters

3

During its lifetime
a shark can grow up to:

- ☐ 150 new teeth
- ☐ 1,000 new teeth
- ☐ 20,000 new teeth

4

Sharks can:

- ☐ walk
- ☐ climb
- ☐ swim fast



3- Look and complete.

seal - seahorse - penguin - octopus - clownfish - turtle



1- _ _ _ w _ _ _ s _ _



2- s _ _ _ _



3- t _ r _ _ _



4- s _ _ h _ _ _ _



5- _ e _ _ _ i _ _



6- o _ _ _ p _ _

Home

Competences



Easy Peasy Grammar



More English

16
FEB

WOW BLOGGER: Jake



Hi there! Are you OK?
Today there's an important football match
on TV: Manchester United versus Liverpool.
I love football, and you? >>



Which is my favourite
football team?



>>
Well, look at the picture...
it's the fabulous
Manchester United!

I can play football very well.
I play in my school team as
a midfielder.



Here's Mr. Bright, our coach.
He's very strict, but he's nice. >>



>>
Robert is our goalkeeper. He's very
good. He can catch almost every ball.

you do?



London Olympic Games

This is Kate, my sister.
She can ski very well but she can't play football!



2- Read and tick true (T) or false (F).

1- Jake can ski very well. T F

2- He plays in the school football team. T F

3- His favourite football team is Arsenal. T F

4- Mr. Bright is his father. T F

3- Listen and repeat. 43

I CAN...



swim



ski



play football




play basketball




play volleyball



do judo



do gymnastics



do athletics

4- Listen and number. 44

5- Read and match.

I can play volleyball.



I can do judo.



I can swim.



I can ski.



I can do athletics.



I can play football.



6- Listen and tick or cross. 45

Yes, I can = ✓ ; No, I can't = ✗

	Paula	Matt
swim	✓	✓
do judo		
do karate		
play basketball		
play volleyball		
do gymnastics		
ski		

Competences

7- Now ask and answer.

Can you do karate?



No, I can't.



8- Read and match.



He can swim and play football.

He can't ski. ☐

He can ski and do judo. He can't

play football. ☐

He can play basketball and do

athletics. He can't swim. ☐

He can do gymnastics and ski.

He can't play volleyball. ☐

9- Read and put in order.

My best friend
is Oliver.

My sister's
name is Sylvia.

She can swim.

She can't
play volleyball.

He's ten
years old.

She's nine
years old.

He can do judo.

He can't
skateboard.

1- My best friend is Oliver.

.....

.....

.....

2- My sister's

.....

.....

.....

10- Listen and guess. 46

There's a thief at the sports centre.
Can you help Inspector Brown find him?

**Remember**

✓ = Yes, he can. ✗ = No, he can't.



	Mr Adam	Mr Bloom	Mr Carter	Mr Davis	Mr Evans
swim	✓	✓	✓	✓	✓
do judo	✓	✗	✓	✓	✓
play volleyball	✗	✓	✓	✗	✓
skateboard	✓	✓	✓	✗	✗

Competences

11- Choose a character, ask and answer.

**EASY PEASY GRAMMAR**

Can you play tennis?
Yes, I can. / No, I can't.
Can he play tennis?
Yes, he can. / No, he can't.

12- Listen and repeat. 47 Read and match.



1



2



3



4



5



6

swimming ☐

volleyball ☐

athletics ☐

skateboarding ☐

football ☐

basketball ☐

gymnastics ☐

judo ☐

cycling ☐

skiing ☐



7



8



9



10

Competences

13- Listen and tick. 48 Then cover, ask and answer.



1

- ☐ cycling
- ☐ skiing
- ☐ volleyball



2

- ☐ swimming
- ☐ skateboard
- ☐ football



3

- ☐ volleyball
- ☐ gymnastics
- ☐ skiing



4

- ☐ basketball
- ☐ swimming
- ☐ athletics

Four. What's her favourite sport?

Her favourite sport is swimming.



5

- ☐ cycling
- ☐ football
- ☐ athletics

14- Look and complete.



1
She can
She can't



2
She can
She can't



3
He can
He can't

15- Look and write.



1
His favourite sport
is



2
Her
.....



3
.....
.....

16- Unscramble the sentences.

1- can I volleyball play

.....

2- can't do judo We

.....

3- Can she tennis play ?

.....

4- can't No she

.....

5- her What's sport favourite ?

.....



6- is Her favourite judo sport

.....

The Adventures of Robin Hood

The Golden Arrow

17 - Listen and read. 49



The Daily Wow!

Sporty people

Date:



1- Listen and complete. 50 Guess.

Hello,

I'm Fabio.

I can do lots of sports:

I swim,,

and play

My favourite sport is

Look at my father.

His favourite sport is

He is a very good player!

football - do judo -
skateboarding - can



Send your letters
and drawings
to WoW Magazine!
wow@wowmagazine.it

2- Unscramble and complete.

Hi! I'm Hilary,

I can **W I S M I** and cycle

but I can't play **I T N S E**

My favourite sport is swimming.

My **R O T H E** can run very fast.

Here is her favourite race:
the London Marathon!



3- Read and answer.

What's your favourite sport?


What sports can you do?

What sports can't you do?

What's your friend's favourite sport?

Competences Project

4- Make a class poster/lapbook.





Don't pollute... and keep fit!

1- Listen and read. 51

Oxygen in the air is essential to all life.



In many big cities the sky is always grey because of air pollution.

1

If you breathe dirty air you can develop health problems.



Many people suffer from asthma and lung problems.

3

Do you know...

Air pollution occurs when the air contains gases, dust and fumes.



Car exhausts and emissions from factories cause air pollution.

2

GO GREEN ACTIVITY

2- Make a poster.



3- Read and answer.

Walking is healthy for you and the earth:
you keep fit and reduce air pollution.
In British schools children celebrate
the “**Walk To School Day**”.

What about you?

Do you celebrate it at your school?



Cycling is fun!

It's a great way to get to school and...
you can keep fit too!

How do you go to school?

on foot



by car




by bus



by bike




4- Tick the activities which are eco-friendly and healthy.



walking to school



cycling



throwing litter
in the street



switching off
the lights



doing exercise



wasting water

 Home

Competences




Easy Peasy Grammar



More English

23
MAR

WOW BLOGGER: Mia

1- Listen and read.  52

Hi, again!

How are you? Here are some photos of my family in our free time.



« In this photo
I'm **swimming** at the
local swimming pool.

Here I'm **playing** with »
my brother Alex on
the beach.



This is Alex, again.
He's **riding** his new bike.



And here we are with mum.
We're **cooking** dinner.



activities



Collecting shops in London

Here **we're washing** Prince...
Well, he's not so happy!



2- Read and tick true (T) or false (F).

In the photos...

- 1- Mia is swimming at the local swimming pool. T F
- 2- Her brother is riding his old bike. T F
- 3- Mia and Alex are eating dinner. T F
- 4- They are washing Prince. T F

3- Listen and repeat. 53

YOU CAN...



listen to music ☐



take photos ☐



watch TV ☐



go to the cinema ☐



play computer games ☐



read a book ☐



play the drums ☐



ride a bike ☐

... IN YOUR FREE TIME.

4- Listen and number. 54

taking - watching - reading -
going - riding - playing

5- Listen and repeat. 55



6- Complete.

- 1- I'm TV.
- 2- I'm a book.
- 3- I'm a bike.
- 4- I'm the guitar.
- 5- I'm photos.
- 6- I'm to the cinema.

Competences

7- Listen and play the game. 56



8- Listen and number. 57



9- Complete.

reading - riding
running - playing
dancing - drinking
taking - walking

- 1- He's a book.
- 2- It's
- 3- basketball.
- 4- water.
- 5-
- 6- her bike.
- 7- photos.
- 8-

10- Spot the differences and write.

PICTURE 1



PICTURE 2



In PICTURE 1 Elena
..... and Tom
.....

In PICTURE 2
.....
.....

11- Read and choose 6 photos.


Dear Sandy,
How are you?
Look at my photos!
As you can see Dad is reading a book.
Grandma is relaxing in the garden and Mum is drinking an iced tea.
My sister is eating a sandwich.
And my brothers? They are playing computer games.
There are also my cousins, Isa and Tom: they are playing the guitar and singing a horrible song!
Do you like my photos?
Love
Mel xxx




Pic. 1




Pic. 4



Pic. 3



Pic. 2



Pic. 7



Pic. 8



Pic. 5



Pic. 6

12- Read and answer.

1- What is Mel's dad doing?

He's

2- What is Mel's mum doing?

She's

3- What are Mel's brothers doing?

They are

4- What are Mel's cousins doing?

.....

5- What is Mel's sister doing?

.....

6- What is Mel's grandma doing?

.....

13- Listen and repeat. 58



Competences

14- Listen, ask and answer. 59

Number 3.
What is he doing?

He's skateboarding.
My turn now.



EASY PEASY GRAMMAR



What **are you** doing?

I'm reading.

What **is he** doing?

He's taking photos.

What **are they** doing?

They're going to school.

15- Look and complete.

write - play - drink - sleep



1

What are doing?
They're in the park.



2

What she doing?
..... milk.



3

What is doing?
He's an e-mail.



4

What?
It's on the sofa.

16- Read and circle.

1- I **is** am cooking.
are

2- Ann **is** am sleeping.
are

3- What is **I** he doing?
they

4- What are **you** I studying?
she

5- What **is** am they doing?
are

6- **It** She are watching TV.
They

The Adventures of Robin Hood

Bad news... good news

17- Listen and read. 60



The Daily Wow!

Hobbies

Date:

1- Listen and complete. 61

Hi,

I'm Antonio.

Look at this photo.

..... comics with my friends
during break time at school.

My favourite comic is "Spiderman".



I'm reading - big -
I'm drawing



Hello!

My name's Jasmine. Drawing is my favourite hobby.

In this photo

with my friend Tasha.

We're colouring a heart!



Send your letters
and drawings
to WoW Magazine!
wow@wowmagazine.it

2- Unscramble and complete.

Hello,

I'm Megan

and this is a list of my hobbies.

E A I N
G R D

..... comics.



S G I N
G N I

.....



P G I N
A T N I

.....



My favourite hobby is ice skating!



Competences Project

4- Make a class poster/lapbook.

3- Write about your hobbies.

Hello,

My name's

My favourite hobby is

In this photo I'm





After-school activities

Competences

1- Listen and complete. 62 Label.

swimming - football - sports - music - tennis

Most schools in the UK organize after-school activities for pupils. They can be teams, clubs, arts and crafts groups, drama or chess clubs, cookery or needlework lessons.

After-school sports can be hockey,,,, cricket or even archery, and badminton!



c _ _ k _ _ y



f _ _ _ _ _



n _ _ dle _ _ _ k



c _ i _ _ _ _



a _ _ _ _ _




_ ad _ _ _ _ _

2- Read and complete.



- 1- In a club you play an instrument and sing with friends.
- 2- In an group you paint, draw or use a camera.
- 3- In a club you play chess.
- 4- In a lesson you cook.
- 5- In a team you play a sport.



3- Look and match.

1



2



3



6



- ☐ archery
- ☐ cookery
- ☐ badminton
- ☐ cricket
- ☐ photography
- ☐ needlework

5



4



Home


Competences



The weather in London

29
APR

WOW BLOGGER: Jake

1- Listen and read.  63

Hi friends!

These are my artwork photos for the Art project: "What's the weather like?"
Have a look!

Here is my friend Josh.
He's going to school.

It's rainy and he's wearing a red anorak, jeans and a scarf.



Look at this photo: **it's windy**, my friends are flying their kites. They're wearing T-shirts and shorts.



Here is my friend Jenny.

It's snowy and she's wearing a cap, a scarf, a jacket and jeans. She's making a snowman.



weather like?

A picture from the beach: I'm wearing goggles and I'm swimming - **it's sunny** and very **hot** in Italy.



2- Read and tick true (T) or false (F).

1- Jake's Art project is about sport. **T F**

2- Josh is wearing an anorak **T F** in picture 1.

3- It's rainy and Jake's friends are flying their kites in picture 2. **T F**

4- Jenny is wearing a skirt **T F** in picture 3.

5- Jake is swimming in picture 4. **T F**

3- Listen and repeat. **64**




It's rainy. ☐



It's sunny. ☐



It's cloudy. ☐



It's windy. ☐



It's foggy. ☐



It's snowy. ☐



It's changeable. ☐



It's cold. ☐






It's warm. ☐



It's hot. ☐



4- Listen and number. **65**

5- Listen and tick. 66



Competences

6- Listen and play the game. 67



What's the weather like in picture 3?

It's foggy.



7- Listen and repeat. 68 Label the pictures.

shorts - gloves - goggles - T-shirt
sunglasses - scarf - trainers - jumper
flippers - trousers - boots - anorak



1

.....



2

.....



3

.....



4

.....



5

.....



6

.....



7

.....



8

.....



9

.....



10

.....



11

.....



12

.....

8- Complete.

It's



.....
.....
.....
.....

It's



.....
.....
.....
.....

It's



.....
.....
.....
.....

It's



.....
.....
.....
.....

It's



.....
.....
.....
.....

It's



.....
.....
.....
.....

Competences

9- Listen, ask and answer. 69

It's rainy.
What are you
wearing?

I'm wearing
boots.




10- Listen and repeat. 70



! In a year there are 12 months and 4 seasons.

11- Complete.



winter

D _ _ _ _ _
J _ _ _ _ _
F _ _ _ _ _



spring

M _ _ _ _
A _ _ _ _
M _ _



summer

J _ _ _
J _ _ _
A _ _ _ _



autumn

S _ _ _ _ _
O _ _ _ _
N _ _ _ _

12- Look and complete.



It's (season)
 Today it's (weather)
 I'm wearing gloves, a,
 an anorak, and boots.
 I'm a snowman.

It's (season)
 Today it's (weather)
 I'm wearing a, jeans
 and
 I'm to school.



It's (season)
 Today it's
 I'm wearing sunglasses, a
, shorts and sandals.
 I'm my bike.







13- Do the quiz.

- 1- How many months are there in a year? +
- 2- How many seasons are there in a year? +
- 3- How many months are there in a season? +
- 4- How many days are there in August? =
- what's the magic number?



What's the weather like?
 It's sunny and hot.

14- Complete.

Season	Weather	He/She is wearing...
1 snowy	
2 spring	
3	 a T-shirt, shorts and sandals
4	

15- Write the missing months.

January 1	March 3			
				July 7
			May 5	
		October 10		

16- Unscramble the sentences.

- the What's weather ? like
- cold It's and rainy
- are wearing you What ?
- wearing I'm a T-shirt

.....

.....

.....

.....

The Adventures of Robin Hood

God save the king!

17- Listen and read. 71



The Daily Wow!

What's the weather like?

Date:

1- Listen and complete. 72

Hello,

I'm Francesco.

Today it's and

What's the weather
in your town?

rainy - like -
windy - cold



Hi there!

I'm Fergie, and I'm from Scotland.

It's today but now

there's a beautiful
rainbow in the sky!
Look at my photo!



Send your letters
and drawings
to WoW Magazine!
wow@wowmagazine.it

2- Unscramble and complete.

Hello everybody,

I'm Jim and I live in Brighton.

My favourite month is **JU
YL**

it's **SNY
NU** and I go to

the beach. I like **DCEB
MERE**

too: it's Christmas time

and it's **SNY
WO**



Competences Project

4- Make a class poster/magazine.

3- Describe your picture.

Today it's

I'm wearing



WEATHER AND CLOTHES





Global

Warming

1- Listen and read. 73

Global Warming is when the earth's temperature rises.



The heat from the sun gets through the atmosphere but it can't get back out. Why?

1

The greenhouse effect has a negative impact on the earth.



People, animals and plants are at risk.

3

Do you know...

Because the greenhouse gases from factories and smog stop the heat in the atmosphere.



This is the **greenhouse effect**.

2

GO GREEN ACTIVITY

2- Make a greenhouse.





3- Listen and number. 74

Global Warming Consequences



droughts ☐



storms ☐



floods ☐



ice melting ☐



animal extinction ☐



plant growth changing ☐

4- Read.

Can we stop Global Warming? Yes, we can!

Follow the 3Rs:
Reduce, **R**e-use, **R**ecycle.



Choose alternative
energy sources: wind,
solar and tidal power.



Plant a tree!



CHRISTMAS time

1- Listen and read. **75**

It's Christmas Eve. Everything is ready...
it's time to go to bed.
Goodnight - and wait for Father Christmas!



Wake up, it's Christmas Day!
Go and find your presents!



It's midday,
time for Christmas dinner.

1 roast turkey

2 chestnut stuffing balls

3 pigs in a blanket

roast potatoes **4**

parsnips and carrots **5**

Brussels sprouts **6**





Yummy!


2- Read and tick the right answer.


WHAT DO YOU KNOW ABOUT FATHER CHRISTMAS?

 **Where's Father Christmas from?**
☐ North Pole ☐ South Pole

 **Who are his helpers?**
☐ elves ☐ fairies

 **What's his means of transport?**
☐ aeroplane ☐ sleigh

 **How does he get into houses?**
☐ through the door ☐ down the chimney

 **What animals pull his sleigh?**
☐ reindeer ☐ horses




3- Sing the song. 76

Who's got a big red cherry nose?
Santa's got a big red cherry nose.
Who laughs this way: HO HO HO?
Santa laughs this way: HO HO HO.
HO HO HO, cherry nose!
Must be Santa, must be Santa.
Must be Santa, Santa Claus!

Who's got reindeer to pull his sleigh?
Santa's got reindeer to pull his sleigh
Dasher, Dancer, Prancer, Vixen,
Comet, Cupid, Donner and Blitzen
Rudolph too! Reindeer sleigh!
HO HO HO, cherry nose!
Must be Santa, must be Santa
Must be Santa, Santa Claus!



Competences

4- Watch the video and make your pom-pom snowman. 



ST. VALENTINE'S DAY

1- Listen and read. 77

St. Valentine's Day is on 14th February. On this day you tell your parents, relatives and friends "I love you"! Let's have a look at some symbols and traditions of this celebration.



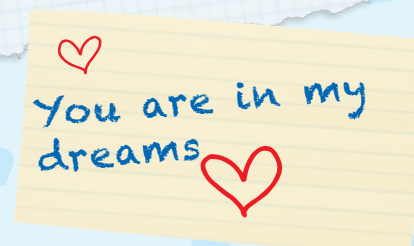
1

On this day people send cards, presents and flowers.



2

A Valentine is a card with a message of love for a sweetheart, a friend or a family member.



3

Chocolates and heart-shaped cakes are very popular on this day.



4

A kiss on St. Valentine's Day brings good luck for a year!





ST. VALENTINE QUIZ

2- Read and answer.

♥ **When is St. Valentine's Day?**

☐ 14th March ☐ 28th February ☐ 14th February

♥ **What do people send on this day?**

☐ vegetables ☐ cards, chocolates ☐ magazines
and fruit and flowers and books

♥ **What is a Valentine?**

☐ a film ☐ a love message ☐ an animal

♥ **You are lucky for a year if you receive...**

☐ a kiss ☐ a smile ☐ a Valentine

3- Sing the song. 78

The more we get together,
Together, together,
The more we get together,
The happier we'll be.
For your friends,
Are my friends,
And my friends
Are your friends.
The more we get together,
The happier we'll be.



Competences

4- Watch the video and make
your "Valentine pencil card".





SHOPS AND PLACES *Unit 2*



baker's



butcher's



fishmonger's



greengrocer's



library



nursery school



primary school



secondary school



WATER ANIMALS *Unit 3*



dolphin



crab



whale



starfish



seahorse



turtle



jellyfish



octopus

SPORTS Unit 4



**MORE
ENGLISH**



snowboarding



cricket



horse riding



ballet



rollerskating



figure skating



fencing



surfing

FREE TIME ACTIVITIES Unit 5



painting



acting



playing in the park



cycling



meeting friends



playing an instrument



fishing



playing chess

GLOSSARY

STARTER UNIT

apples = mele
arms = braccia
budgie = cocorita
canary = canarino
carrots = carote
cherries = ciliegie
ears = orecchi
eyes = occhi
fat = grasso
feet = piedi
foot = piede
grapes = uva
guinea pig = porcellino d'India
hamster = criceto
hand = mano
home town = città di provenienza
I like / I don't like... = Mi piace / Non mi piace...
I live in... = Vivo a...
legs = gambe
Let's find out more! = Scopriamo di più!
long = lungo
meatballs = polpette
mouth = bocca
mushrooms = funghi
nose = naso
only one = un solo
peas = piselli
rabbit = coniglio
short = corto
strong = forte
tall = alto
thin = magro
Time to explore = (È) ora di esplorare
tortoise = tartaruga di terra
weak = debole
Where are you from? = Da dove vieni?
Who are you? = Chi sei?

UNIT 1

Albania = Albania
Athens = Atene
Austria = Austria
Barcelona = Barcellona
bath time = ora del bagno
brother = fratello
capital city = capitale
colourful = colorato
country = paese, stato

cousin = cugino
dad = papà
Denmark = Danimarca
flag = bandiera
Florence = Firenze
France = Francia
Germany = Germania
giant = gigante
gnome = gnomo
Greece = Grecia
He / She loves... = Lui / Lei ama...
her / his = suo (di lei) / suo (di lui)
I'm from... = Vengo da...
Ireland = Irlanda
... is composed of... = ... è composta da...
It's me = Sono io
Italy = Italia
Later in the forest... = Più tardi nella foresta...
Madrid = Madrid
map = cartina
mum = mamma
Northern Ireland = Irlanda del Nord
Paris = Parigi
Poland = Polonia
postcards = cartoline
river = fiume
Romania = Romania
Scotland = Scozia
She / He's from... = Lei / Lui viene da...
Spain = Spagna
summer friend = amico estivo
The United Kingdom = Regno Unito
These are = Questi sono
This is = Questo è
Vienna = Vienna
Wales = Galles
Welcome = Benvenuto
Welsh = gallese
Where is he / she from? = Da dove viene?

Why? = Perché?

winner = vincitore

UNIT 2

again = di nuovo
always = sempre
behind = dietro
between = tra
Can you help me? = Mi può aiutare?

car park = parcheggio per auto
church = chiesa
cinema = cinema
decompose = decomporsi
eat = mangiare
Follow me = Seguimi
friar = frate
glass = vetro
Go away = Vai via
Go green = Vivi in modo ecologico
hospital = ospedale
inside = dentro
instead = invece
Let's go = Andiamo
Let's have a walk around my city = Facciamo un giro per la mia città
lots of = molti
many = molti
market = mercato
money = denaro
museum = museo
nearby = vicino
next to = di fianco
oak = quercia
opposite = di fronte
organic waste = rifiuti organici
paper = carta
park = parco
people = persone
Plastic takes up to... = La plastica impiega fino a...
poor = povero
prince = principe
recycled = riciclato
Reduce, Re-use, Recycle = Riduci, Riusa, Ricicla
rubbish = spazzatura
save = risparmiare
sheriff = sceriffo
shop = negozio
shop window = vetrina
shopping centre = centro commerciale
sometimes = qualche volta
sports centre = centro sportivo
street = strada
tavern = taverna
theatre = teatro
There are many... = Ci sono molti...
There isn't / There aren't = Non c'è / Non ci sono...
There's = C'è...
tombs = tombe

ton = tonnellata
tonight = stasera, stanotte
town = città
village = paesino
Well done = Ben fatto
Where's the...? = Dov'è il...?
You can buy... = Puoi comprare...
You have to cut down... = Bisogna abbattere...

UNIT 3

carnivore = carnivoro
catch = catturare
climb = arrampicarsi
clownfish = pesce pagliaccio
crawl = strisciare
crocodile = coccodrillo
danger = pericolo
Don't worry = Non preoccuparti
During its lifetime... = Durante la sua vita...
elephant = elefante
escape = scappare
explore = esplorare
fingers = dita
fly = volare
from all over the world = da tutto il mondo
funny = strano, buffo
fur = pelo, pelliccia
giraffe = giraffa
grow = crescere
help = aiutare
hippo = ippopotamo
horns = corni
hundreds = centinaia
I can / I can't... = So / Non so...
I can fight them and win = Posso combatterli e vincere
inhabitants = abitanti
injured = feriti
island = isola
jump = saltare
king = re
lion = leone
lost = persi
many others = molti altri
monkey = scimmia
neck = collo
observe = osservare
octopus = piovra
paws = zampe
penguin = pinguino

places = posti
puffin = pulcinella di mare
pups = cuccioli
quick = veloce
Ready guys? = Pronti ragazzi?
run = correre
sea = mare
seahorse = cavalluccio marino
seal = foca
shark = squalo
sharp = affilato
shelter = rifugio
snake = serpente
striped = a strisce
stripes = strisce
swim = nuotare
tail = coda
teeth = denti
There are... = Ci sono...
tiger = tigre
too = anche
trunk = proboscide
turtle = tartaruga di mare
tusks = zanne
underwater world = mondo sottomarino
walk = camminare
whale = balena
wild animals = animali selvaggi
You are under arrest! = Sei in arresto!
zebra = zebra

UNIT 4

afternoon = pomeriggio
air = aria
almost = quasi
archer = arciere
archery contest = gara di tiro con l'arco
as = come
athletics = atletica
basketball = basket
because of = a causa di
breathe = respirare
Can he / she...? = Sa...?
Can you...? = Sai...?
capture = catturare
car exhausts = emissioni delle auto
catch = prendere
cause = causare
coach = allenatore
cycling = andare in bicicletta /

ciclismo
dangerous = pericoloso
develop = sviluppare
dirty = sporco
do athletics = fare atletica
do gymnastics = fare ginnastica
do judo = fare judo
doing exercise = fare esercizio
Don't worry = Non preoccuparti
dust = polveri
earth = terra
emissions = emissioni
every = ogni
fabulous = favoloso
factories = fabbriche
fencing = scherma
find = trovare
football = calcio
football match = partita di calcio
goalkeeper = portiere
golden arrow = freccia d'oro
gymnastics = ginnastica
He / She can / can't ... = Sa / Non sa...
health problems = problemi di salute
healthy = sano
help = aiutare
How do you go to school? = Come vai a scuola?
judo = judo
keep fit = mantenersi in forma
litter = spazzatura
lots of = molti
lung problems = problemi ai polmoni
midfielder = centrocampista
next = successivo
nice = carino
obstacles = ostacoli
occur = verificarsi
oxygen = ossigeno
play = giocare
pollute = inquinare
pollution = inquinamento
race = gara
running = corsa
skateboarding = andare con lo skateboard
ski = sciare
skiing = sci
sporty = sportivo
strict = severo

suffer from asthma = soffrire di asma
swim = nuotare
swimming = nuoto
thief = ladro
throwing = lancio
today = oggi
try = provare
turn off = spegnere
versus = contro
What can you do? = Cosa sai fare?
Which is...? = Qual è...?
Who's the next contestant? = Chi è il prossimo partecipante?

UNIT 5

archery = tiro con l'arco
arts and crafts = laboratori di attività creative
badminton = badminton, volano
beach = spiaggia
bad news = cattive notizie
break time = intervallo
chess = scacchi
comics = fumetti
cook = cucinare
cooking = cucina (attività)
cricket = cricket
cry = piangere
dance = ballare
dinner = cena
do = fare
drama = teatro
drawing = disegno
drink = bere
drums = batteria
during = durante
eat = mangiare
free time = tempo libero
go to the cinema = andare al cinema
good news = buone notizie
guitar = chitarra
How are you? = Come stai?
iced tea = tè freddo
Let's go and see = Andiamo a vedere
listen to music = ascoltare la musica
needlework = lavori di cucito
pass = passare
photography = fotografia (attività)
play = giocare / suonare
pupils = alunni
read a book = leggere un libro

relax = rilassarsi
ride a bike = andare in bicicletta
royal carriage = carrozza reale
sleep = dormire
study = studiare
swimming pool = piscina
take photos = fare fotografie
the real king = il vero re
through = attraverso
walk = camminare
wash = lavarsi
watch TV = guardare la TV
What are you / they doing? = Cosa stai / stanno facendo?
What is he / she doing? = Cosa sta facendo?
write = scrivere

UNIT 6


alternative energy sources = fonti di energia alternative
animal extinction = estinzione degli animali
anorak = giacca a vento
April = aprile
atmosphere = atmosfera
August = agosto
autumn = autunno
boots = stivali
cap = cappello
changeable = variabile
choose = scegliere
cloudy = nuvoloso
cold = freddo
December = dicembre
droughts = siccità
earth's temperature = la temperatura della terra
factories = fabbriche
February = febbraio
flippers = pinne
floods = inondazioni
fly a kite = far volare un aquilone
foggy = nebbioso
follow = seguire
get back out = uscire
get through = entrare attraverso
Global Warming = riscaldamento globale
gloves = guanti
God save the king! = Dio salvi il re!
goggles = occhialini
greenhouse gases = gas serra
greenhouse effect = effetto serra
guards = guardie

heat = calore
hot = caldo (afoso)
How many... are there in...? = Quanti... ci sono in...?
ice melting = scioglimento dei ghiacci
It's their fault = È colpa loro
jacket = giacca
January = gennaio
July = luglio
jumper = maglione
June = giugno
kingdom = regno
Let's meet = Incontriamoci
March = marzo
May = maggio
Nice to see you again = Piacere di vederti di nuovo
November = novembre
oak = quercia
October = ottobre
plant = piantare
plant growth changing = cambiamenti sulla crescita delle piante
properly = correttamente
snowman = pupazzo di neve
rainy = piovoso
rise = alzarsi
risk = rischio
sandals = sandali
scarf = sciarpa
season = stagione
September = settembre
shorts = pantaloncini
skirt = gonna
snowy = nevoso
spring = primavera
storms = tempeste
summer = estate
sunglasses = occhiali da sole
sunny = assolato
Take them to prison = Portateli in prigione
They're oppressed by the taxes = Sono oppressi dalle tasse
tidal power = energia delle maree
trainers = scarpe da tennis
trousers = pantaloni
warm = caldo (temperato)
wear = indossare
What's the weather like? = Che tempo fa?
windy = ventoso
winter = inverno

Super Wow!

WORKBOOK

Starter	p. 2
Unit 1	p. 6
Unit 2	p. 10
Unit 3	p. 14
Unit 4	p. 18
Unit 5	p. 22
Unit 6	p. 26
Go green quiz	p. 32
Time to check	p. 33
Test competenze	p. 40
Focus on Grammar	p. 46




1- Rispondi alle domande. Poi intervista un tuo amico.

	ME	MY FRIEND
1- What's your name?
2- How old are you?
3- What's your favourite colour?
4- What's your favourite sport?
5- Have you got a big family?
6- Have you got a sister/brother?
7- Have you got a dog?
8- Have you got a cat?

2- Trova i numeri e scrivili accanto alla cifra corrispondente.

- 23
- 11
- 79
- 84
- 48
- 19
- 61
- 35
- 13
- 92
- 56
- 100




3- Copri il box e completa con gli opposti. Poi controlla.

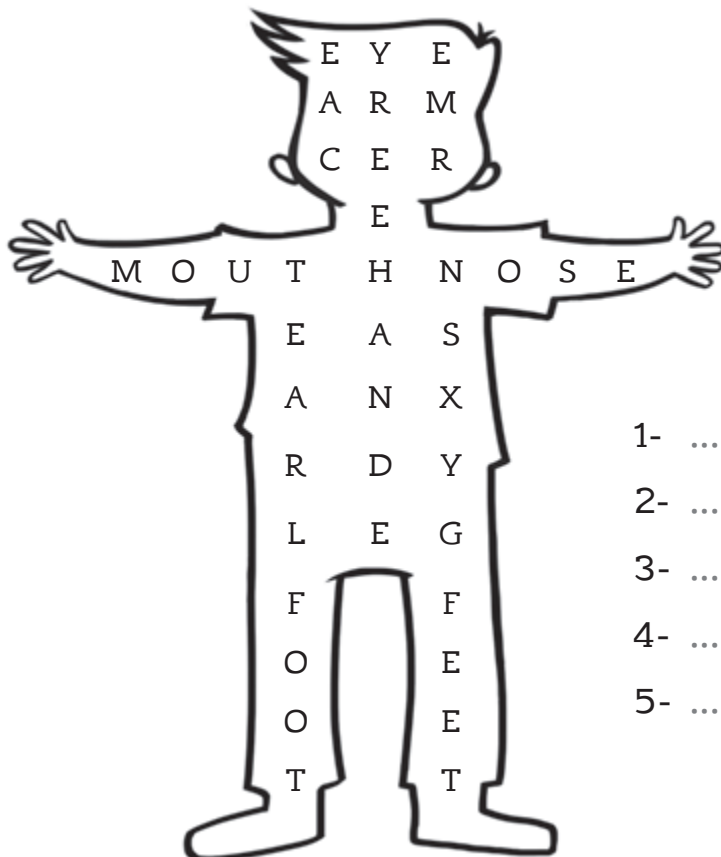
cold:^{hot}..... strong:
 sad: tall:
 short: old:
 big: fat:

hot	short
weak	young
thin	small
happy	long

4- Osserva e completa con gli aggettivi appropriati.




5- Trova le parole riferite al viso e al corpo e riscrivile.



- | | |
|----------|----------|
| 1- | 6- |
| 2- | 7- |
| 3- | 8- |
| 4- | 9- |
| 5- | |

6- Osserva gli animali e completa lo schema.

.....: C2
budgie:
.....: A1
.....: C1
rabbit:
.....: B2



7- Leggi, osserva e completa. Ascolta e controlla. 79



nose - white - ears - fat - rabbit

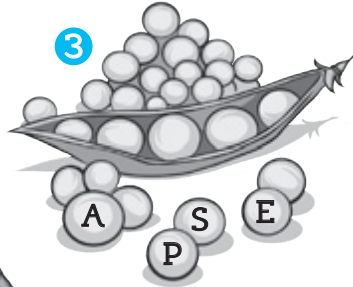
My pet animal is a
His name's Pinkie.
He's and
He's got two long, and a pink

brown - mouth - likes - tortoise

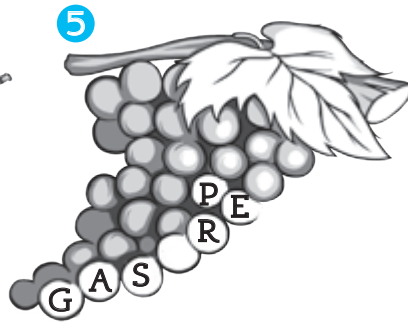

My pet animal is a
Her name's Rocket. She's yellow and
She's got a big, she lettuce!



8- Trova le parole nascoste e riscrivile. Poi scrivi ciò che ti piace e ciò che non ti piace.



- 1-
- 2-
- 3-
- 4-
- 5-
- 6-



I like

 and
 I don't like

 or

9- Esegui le operazioni e scrivi i numeri a parola.

① $20 + 50 = 70$
 twenty fifty seventy

④ $70 - 40 = \boxed{}$

② $90 - 30 = \boxed{}$

⑤ $90 - 50 = \boxed{}$

③ $100 : 10 = \boxed{}$

⑥ $60 + 20 = \boxed{}$

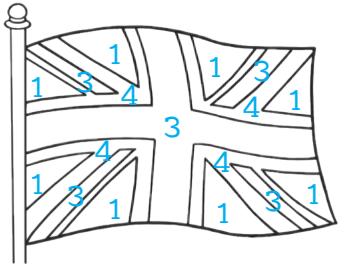
Unit 1

1- Colora le bandiere e completa.

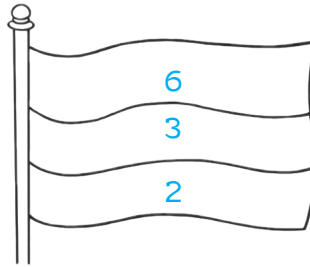
KEY

- | | | |
|----------|-----------|----------|
| 1. blue | 2. yellow | 3. red |
| 4. white | 5. green | 6. black |

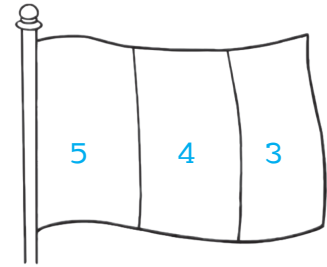
the United Kingdom - Romania -
Germany - Greece - France - Italy -
Spain - Austria - Poland



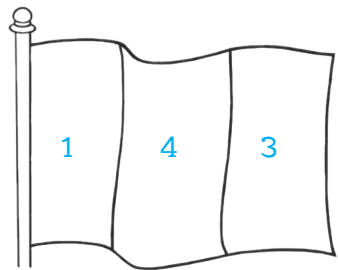
1-



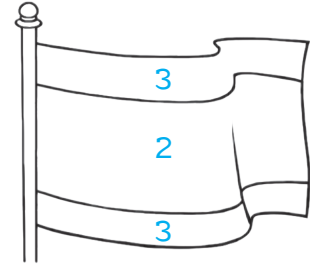
2-



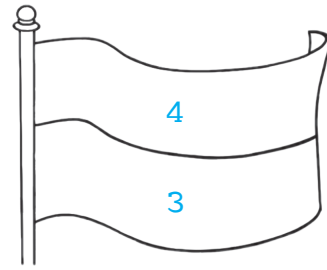
3-



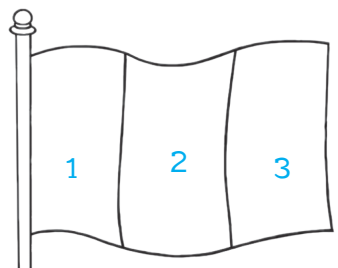
4-



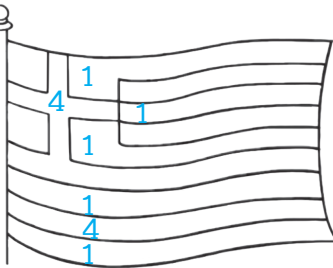
5-



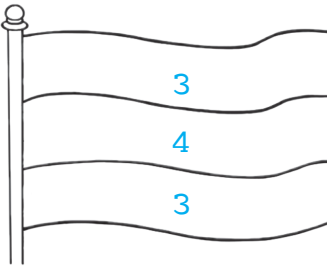
6-



7-



8-



9-

2- Trova le parole e riscrivile.

- | | |
|----------|-----------|
| 1- | 7- |
| 2- | 8- |
| 3- | 9- |
| 4- | 10- |
| 5- | 11- |
| 6- | 12- |



3- Leggi e completa.

1

Where are you from?
I'm from Rome, in

2

Where from?
..... Berlin, in Germany.

3

Where?
..... Paris, in France.

4

.....?
..... Vienna, in Austria.

4- Leggi e rispondi alle domande.



Name: Helen
Country: Germany




Name: Cindy
Country: The United Kingdom



Name: Alessandro
Country: Italy



Name: Madelaine
Country: France



Name: Ester
Country: Spain



Name: Cory
Country: Greece

- 1- Where's Helen from?
- 2- Cindy from?
- 3- Where's Alessandro?
- 4- Madelaine?
- 5- from?
- 6-?

5- Osserva le immagini e completa.

NAME: *Andrea Kyriacos*



- 1- His name's
- 2- He's years old.
- 3- He's from
- 4- He's got a sister and a
- 5- His favourite sport is

6- Ascolta e segna. 80 Poi completa.



MARK MIGUEL

☐
☐

9 10

☐
☐

☐

☐

☐

☐

☐

☐

His name's
 He's
 He's from
 He's got a
 and a
 He's got a

7- Leggi e collega.

What's your name?

How old are you?

Where are you from?

Have you got
a brother?

Have you got a pet?

What's your
favourite colour?

No, I haven't.

It's blue.

Yes! I've got
a goldfish.

My name's Monique.

I'm nine.

I'm from Germany.

8- Segui le linee e completa.

1- Mia

2- Pablo

3- Mum

4- my sister

5- Dad

6- the dog



It'sdad's..... mobile phone.

It's book.

It's kennel.

It's camera.

It's skirt.

It's hat.

Unit 2

1- Completa i nomi e metti un tick (✓) nei luoghi presenti nella tua città.



H O S P I T A L



S _ _ _ _ S C _ N _ _ _




M _ _ K _ _



_ H U _ _ _



_ A _ K




M _ _ E _ _



_ _ N E _ _

2- Leggi e disegna.

This is Winslow Street.
There's a museum, a cinema
and a school, but there isn't
a park.
There are two shops.



3- Leggi e cerchia di rosso le preposizioni e di blu i luoghi pubblici. Poi riscrivi.

between under cinema
 hospital on
 in museum school
 shop opposite next to
 sports centre park behind

Prepositions:

.....




.....

Places:

.....

.....

4- Osserva, leggi e numera.



1- The supermarket is between the museum and the cinema.

2- The cinema is next to the school.

3- The shop is opposite the church.

4- The sports centre is behind the park.

5- The museum is between the cinema and the shop.

6- The hospital is opposite the school.

5- Osserva e completa. Usa anche *opposite*, *between*, *next to*, *behind*.



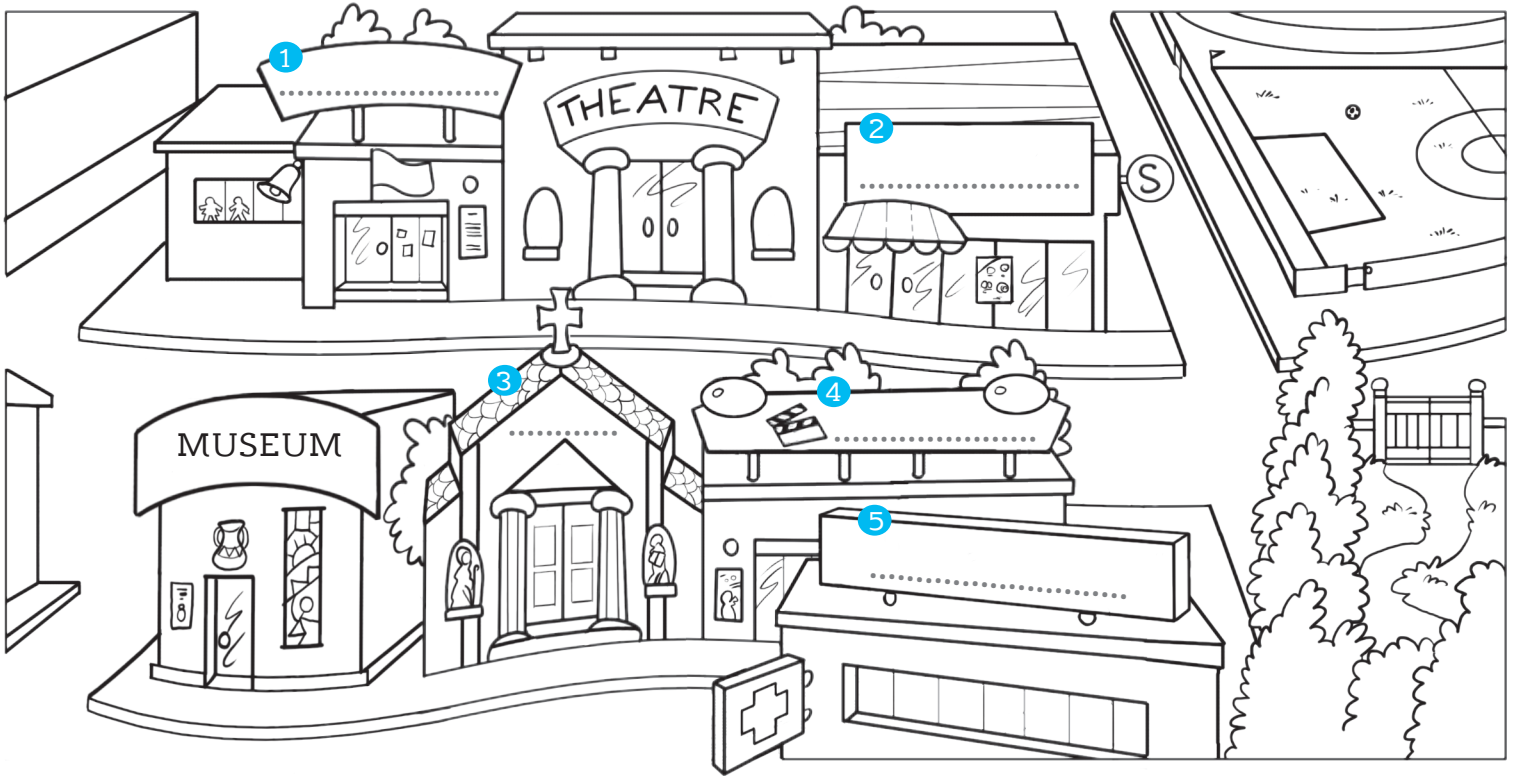
- | | |
|-----------------------------|-----------------------------------|
| 1- Where's the museum? | It's opposite the theatre. |
| 2- Where's the church? | It's the park and the |
| 3- Where's the? | It's opposite the school. |
| 4- the sports centre? | It's next to the |
| 5- Where's the car park? | the theatre. |
| 6- Where's the cinema? | the supermarket. |

6- Leggi e indovina.

1 There are children and teachers.
There are books, schoolbags and
pencil cases. What place is it?
It's the


2 There are trees and benches,
children go there to play or
to ride a bike. What place is it?
It's the

7- Ascolta ed etichetta gli edifici. 81



8- Metti in ordine le lettere e completa. Poi disegna.

1 CURHCH 2 SLHOOC 3 SUEMMU 4 APRK 5 HSPSO 6 PSROTS CNERTE



My town is very small.

There's a 1 and

a 2

There's a 3 opposite
the school. There's a 4

and there are two 5
next to the park.

There isn't a 6

Unit 3


1- Componi i nomi degli animali e scrivili.



- 1-
- 2-
- 3-
- 4-
- 5-
- 6-
- 7-
- 8-

2- Osserva, leggi e completa.


neck - ~~coat~~ - paws - tusks - trunk - tail - horn - fingers



3- Leggi le descrizioni, completa e disegna.

1- It's got a big body and a very long neck.
It's got a yellow and brown coat.
It's got four long legs, two small ears and two small horns.

It's a _ _ _ _ _.



2- It's got a big body, four paws and a long tail. It's brown.
It's got a big mouth and sharp teeth.

It's a _ _ _ _.

4- Ora scegli uno di questi animali e descrivilo.



This is my favourite animal.

It's

It's got

.....
.....
.....
.....

5- Osserva e completa.

swim - jump - crawl - run - climb



6- Risolvi gli indovinelli sugli animali.

It's big and grey.
It's got a big trunk
and two tusks.
It can't jump.

It's got a yellow
and brown coat.
It's got a long neck
and two horns.
It can't fly.

What is it?
It's an

What is it?
It's a

7- Leggi e per ciascun animale scrivi "Yes" o "No" in corrispondenza delle azioni.


What can they do?



1



2



3



4

run _____
fly _____

fly _____
swim _____

run _____
crawl _____

crawl _____
climb _____

8- Completa.

1- A lion can
but it can't

2- A parrot can
but it

3- A
but

4- A
.....

9- Per ogni animale scegli la frase o le frasi esatte.



1

- a. It can run fast. ☐ T ☐ F
b. It can't fly. ☐ T ☐ F
c. It can swim. ☐ T ☐ F



4

- a. It can't swim. ☐ T ☐ F
b. It can climb. ☐ T ☐ F
c. It can run fast. ☐ T ☐ F



2

- a. It can swim. ☐ T ☐ F
b. It can't fly. ☐ T ☐ F
c. It can jump. ☐ T ☐ F



5

- a. It can jump. ☐ T ☐ F
b. It can't fly. ☐ T ☐ F
c. It can crawl. ☐ T ☐ F



3

- a. It can't crawl. ☐ T ☐ F
b. It can fly. ☐ T ☐ F
c. It can run fast. ☐ T ☐ F







6

- a. It can climb. ☐ T ☐ F
b. It can run fast. ☐ T ☐ F
c. It can't fly. ☐ T ☐ F

Unit 4

1- Leggi, osserva e abbina.


- ☐ do judo
- ☐ ski
- ☐ play football
- ☐ do gymnastics
- ☐ swim
- ☐ play volleyball
- ☐ do athletics
- ☐ play basketball



2- Completa con lo sport appropriato.




I can't




I can




I can't



I can't



I can





I can

3- Ascolta e segna: can (✓) / can't (X). 82

	Mark	Alice
swim		
play volleyball		
ski		
do gymnastics		
play basketball		
play football		

	Bob	Lucy
swim		
play baseball		
ski		
do athletics		
play volleyball		
do judo		

4- Osserva e segna le cose che sai fare. Poi completa.



I can

.....

.....

.....

I can't

.....

.....

.....

5- Leggi e rispondi alle domande.

1- Can you play basketball?

.....

2- Can you swim?

.....

3- Can you play football?

.....

4- Can you ski?

.....

5- Can you do judo?

.....

6- Can you do athletics?

.....


7- Can you do gymnastics?

.....

8- Can you play volleyball?

.....

6- Osserva le immagini, poi completa e rispondi.




1- Meg can
and
She can't
or

2- Can she ski?

3- Can she swim?

4- Can she do athletics?



1- Sean can
and
He can't
or

2- Can he play football?

3- Can he skateboard?

4- Can he play basketball?

7- Riordina le parole degli sport, poi abbina.

G M A
S N T Y
S C I

1-

S A B T
A E O R K
D I G N

2-

L Y V E
O B L
L A L

3-

S I K
I N G

4-

S I G M
W M
I N

5-

T A H
L T E
I C S

6-

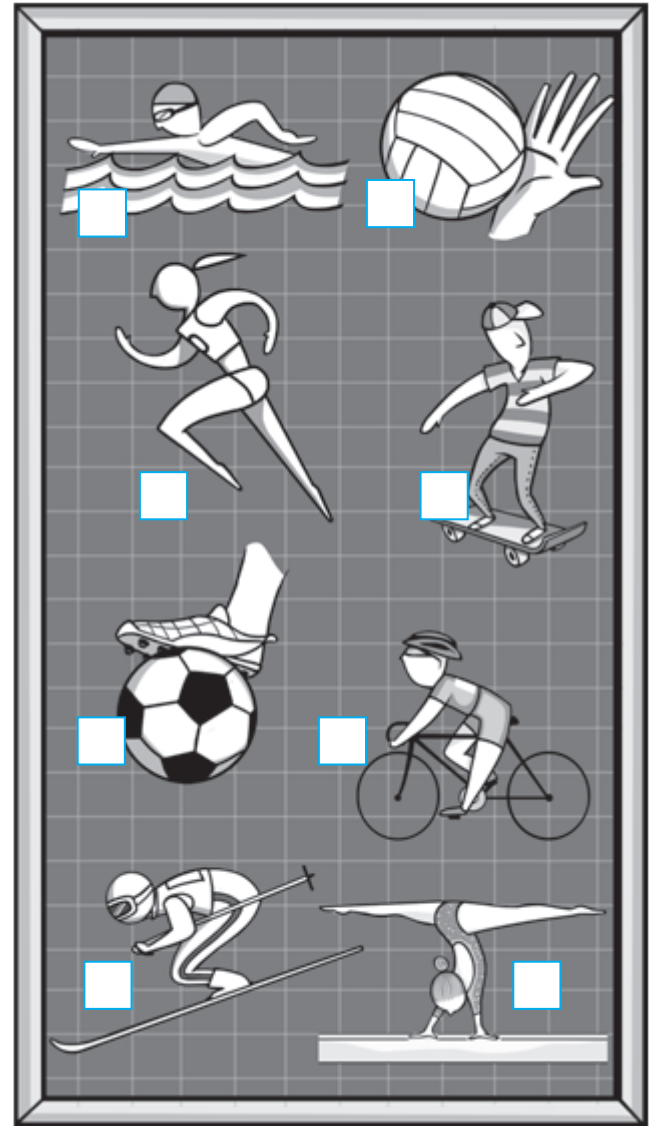
C L N
C I Y G

7-

F T A O
O B L L

8-

Activity Plan



8- Scrivi del tuo migliore amico.

My best friend's name is
His / Her favourite sport is
He / She can
and
He / She can't
or

Unit 5

1- Trova i verbi legati al tempo libero e completa.

R	E	A	D	S	B	N	O
M	I	Q	P	L	A	Y	M
L	I	S	T	E	N	W	T
B	Q	P	P	T	B	A	P
V	W	X	I	A	O	T	L
J	I	X	G	K	R	C	A
R	I	D	E	E	G	H	Y
Z	T	G	O	U	O	G	C

- 1- read a book.
- 2- to the cinema.
- 3- computer games.
- 4- to music.
- 5- photos.
- 6- the drums.
- 7- a bike.
- 8- TV.

2- Osserva e sottolinea la frase corretta.



1

- I'm reading a book.
- I'm playing the drums.



2

- I'm taking photos.
- I'm going to the cinema.



3

- I'm listening to music.
- I'm riding my bike.



4

- I'm watching TV.
- I'm going to school.



5



- I'm playing computer games.
- I'm reading comics.





6

- I'm taking photos.
- I'm listening to music.

3- Completa i fumetti.




4- Osserva e completa.



is running - is reading -
is listening - is playing -
is drinking - is riding

- 1- Sally
her bike.
- 2- Frank
football.
- 3- Annie
to music.
- 4- Paul
orange juice.
- 5- The dog
- 6- Mark
comics.

5- Segui i percorsi e completa.



1- What is Ben doing?

.....

2- is Laura?

.....

3- is Jack?

.....

4-?

.....

6- Scrivi delle frasi con le parole, poi abbinale alle immagini.

1- I / read / a / book

I'm reading a book.

2- She / play / the / piano

.....

3- They / dance


.....

4- He / listen / to / music

.....

5- It / drink / water

.....



7- Osserva e scrivi se le frasi si riferiscono all'immagine A o all'immagine B.



- 1- Annie and Meg are relaxing. ☐
- 2- Toby is eating a sandwich. ☐
- 3- Cindy is drinking a glass of water. ☐
- 4- Paul and Ben are playing football. ☐

- 5- Toby is listening to music. ☐
- 6- Annie and Meg are riding their bike. ☐
- 7- Cindy is playing the guitar. ☐
- 8- Paul and Ben are reading a book. ☐


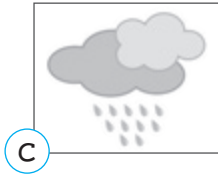
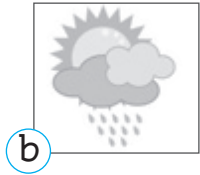
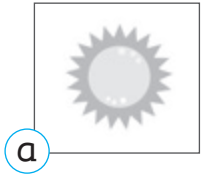
8- Collega e scrivi le frasi.

I He She It They	am is are	playing watching reading eating listening to running taking	photos tennis music a book a sandwich in the garden TV
------------------------------	-----------------	---	--

- 1- I
- 2-
- 3-
- 4-
- 5-
- 6-
- 7-
- 8-

Unit 6

1- Osserva, leggi e abbina.



☐ cold

☐ rainy

☐ warm

☐ snowy

☐ sunny

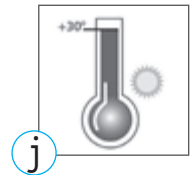
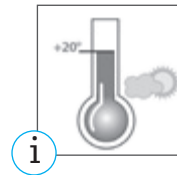
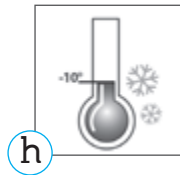
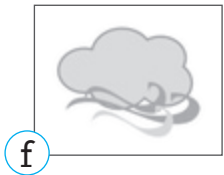
☐ foggy

☐ changeable

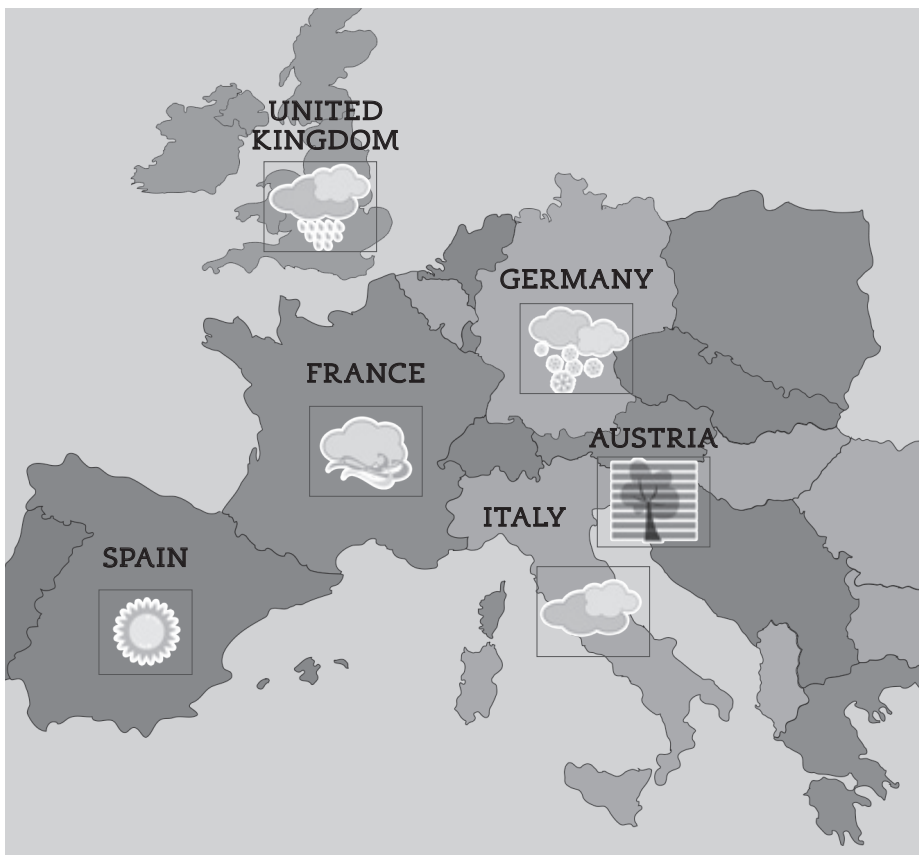
☐ cloudy

☐ hot

☐ windy



2- Osserva e completa.



- 1- What's the weather like in Spain? It's
- 2- What's the weather the UK? It's
- 3- What's the in Italy? It's
- 4- in Germany? It's
- 5- in Austria? It's
- 6- in France? It's

3- Osserva e cerca le parole nello schema.


☐

☐

T	S	H	I	R	T	Q	I	S	S
T	R	A	I	N	E	R	S	F	U
A	O	R	K	J	U	F	V	L	N
V	G	L	O	V	E	S	G	I	G
C	S	C	A	R	F	Q	O	P	L
J	U	M	P	E	R	J	G	P	A
M	G	C	Z	N	C	S	G	E	S
B	T	O	T	S	X	S	L	R	S
T	L	O	G	H	E	S	E	S	E
B	P	S	H	O	R	T	S	S	S


☐

☐

☐

☐

☐

☐

☐

4- Disegnati, colora e descrivi.



1



2



3

What are you wearing?

1- I'm wearing

.....
.....

What is he wearing?

2- He's

.....
.....


What is she wearing?

3- She's

..... and sandals.

January - November - ~~February~~ -
August - June - May - October - March -
April - December - July - September

5- Osserva le immagini. Scrivi i nomi dei mesi.



1- February



2- y



3- _____



4- _____




5- _____



6- _____




7- _____



8- _____



9- _____



10- _____



11- _____



12- _____

6- Completa la tabella, poi scrivi.

spring										
summer										
autumn										
winter										

1- In spring it's

and

2- In summer

.....










3-

.....

4-

.....

7- Ascolta e segna la casella. 83

									
Rome									
Paris									
London									
Madrid									

1- In Rome it's

and

2- In Paris it's

and

3- In London it's

4- In Madrid it's

and

8- Completa la lettera sostituendo le immagini con le parole.

Dear Leo,

I'm in Edinburgh.

The weather is changeable here.

In the morning it's , in the afternoon

it's ; sometimes it's 

Now it's  and I'm wearing a 

a  and a pair of blue 

My favourite season is  because it's 

and I can play outside.

Love,
Charlie

9- Scrivi le parole nella colonna giusta.

COUNTRIES

.....

cycling

Poland

PREPOSITIONS

.....

museum

lion

monkey

hospital

Germany

Denmark

foggy

windy

athletics

ANIMALS

.....

next to

hippo

Ireland

park

shop

Greece

snowy

school

WEATHER

.....

between

snake

behind

church

PLACES

.....

Scotland

elephant

crocodile

opposite

rainy

volleyball

SPORTS

.....

swimming

skiing

on

changeable

cloudy

in

skateboarding

10- Completa l'intervista. Usa le frasi nei riquadri. Ascolta e controlla. 84

but I can swim.

Have you got a pet?

from Ireland

I've got two sisters
and a brother.

How many people are
there in your family?

Hi!
What's your
name?

Hello!
My name's
Sophie.



Where are you from?

I'm



Have you got any brothers
or sisters?

Yes,
.....



.....?

There are six people.



.....?

No, I haven't got a pet.



Can you skateboard?

No, I can't
.....





FAI IL "GO GREEN QUIZ"

1- Osserva il simbolo e scegli le parole corrispondenti.



☐ Re-use
Repair
Return

☐ Re-use
Reduce
Recycle

☐ Read
Remember
Revise

2- Etichetta l'immagine. Usa le parole del box.

atmosphere

sun

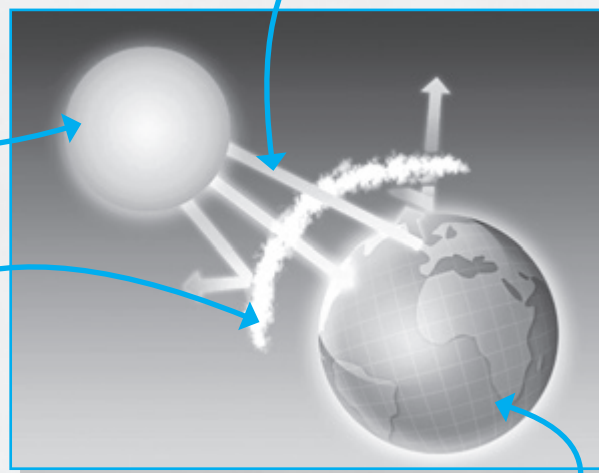
heat

earth

1-

2-

3-



3- Osserva le foto e segna la definizione corrispondente.

4-

Global Warming Consequences



☐ ice melting
☐ droughts
☐ storms



☐ animal extinction
☐ storms
☐ floods

TIME TO CHECK


Time to check - Unit 1	pag. 34
Time to check - Unit 2	pag. 35
Time to check - Unit 3	pag. 36
Time to check - Unit 4	pag. 37
Time to check - Unit 5	pag. 38
Time to check - Unit 6	pag. 39

A- Listen and complete. 85



1

My name's Aga.
I'm from



2

My name's Jargus.
I'm from



3

My name's Sylvie.
I'm from

B- Read and tick true (T) or false (F).

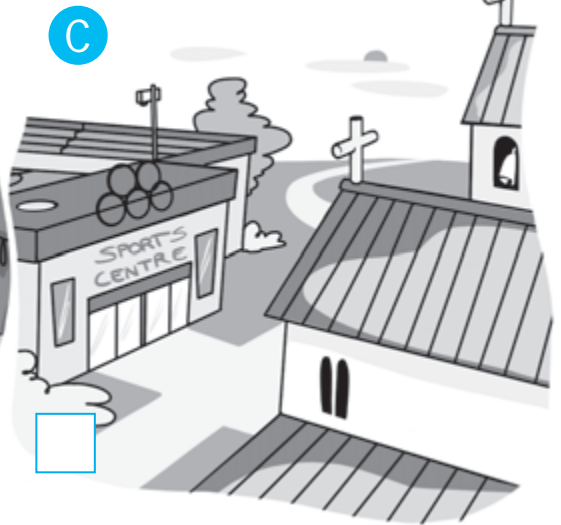




This is my friend Amanda.
She's nine years old.
She's from Barcelona, in Spain.
She's got a brother and a sister.
She's got a guinea pig and a tortoise.
Her favourite colour is yellow.
Her favourite animals are dogs.
She loves tennis and volleyball.

- 1- Her name's Amanda.
- 2- She's ten.
- 3- She's from Spain.
- 4- She's got two brothers.
- 5- She's got a hamster.
- 6- Her favourite colour is yellow.
- 7- Her favourite animals are cats.
- 8- She loves football and golf.

T	F
T	F
T	F
T	F
T	F
T	F
T	F
T	F

A- Listen and number. 86





B- Look and complete. Use "there is", "there isn't" or "there are", "there aren't".



- 1- two cars opposite the cinema.
- 2- three children in the park.
- 3- a skirt between a jacket and a dress.
- 4- a theatre behind the museum.
- 5- four girls next to the shop window.
- 6- a bike opposite the theatre.

Time to check - Unit 3

A- Listen and tick. 87



B- Read and match.

A
It's got stripes
and small ears.




B
It's big and
strong. It's got
a big mouth and
two small ears.

C
It's got ten
fingers and a
long tail.

D
It's big and
strong. It's got
a long trunk
and two
white tusks.




- 1- It's an elephant.
- 2- It's a hippo.
- 3- It's a monkey.
- 4- It's a zebra.



A- Listen and put a tick (✓) or a cross (X). 88

1



☐ swim ☐ ski

☐ do gymnastics


2



☐ ski ☐ swim

☐ play basketball

3



☐ play volleyball

☐ play football

☐ do judo

B- Read and tick True (T) or False (F).



His name's Jim.
He can do athletics and play football.
He can ski and swim.
He can't do judo or play basketball.
His favourite sport is skiing.

Her name's Suzy.
Her favourite sport is swimming.
She can also ski and play volleyball.
She can't play football or basketball.
She can do athletics but she can't skateboard.



- 1- Jim can play football.
- 2- He can't ski or swim.
- 3- He can't do judo or play basketball.
- 4- His favourite sport is swimming.
- 5- Suzy can ski and play volleyball.
- 6- She can play football and basketball.
- 7- She can't skateboard.
- 8- Her favourite sport is swimming.

T	F
T	F
T	F
T	F
T	F
T	F
T	F
T	F

Time to check - Unit 5

A- Listen and write the names. 89

Pat - Kate - Thomas



B- Look and complete.



1- He's
a bike.



2- They're
football.



3- She's
to music.



4-
computer games.

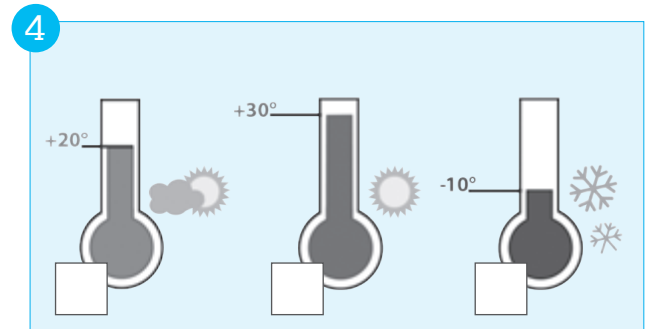



5-
water.



6-
.....

A- Listen and tick. 90



B- Match and write.

1- Today it's snowy and very

garden with my friends.

2- I'm in the

a scarf, trousers and boots.

3- I'm wearing

January.

5- It's my

cold.

4- I love

favourite month.

- 1-
- 2-
- 3-
- 4-
- 5-

Nome: Classe: Data:

- Completa il tuo “passaporto”, poi intervista un tuo amico e completa anche il suo.

My passport



STICK YOUR
PHOTO HERE.

Name:
Surname:
Age:
Hair:
Eyes:
Country:
Town:

My friend's passport



STICK YOUR
FRIEND'S PHOTO
HERE.

Name:
Surname:
Age:
Hair:
Eyes:
Country:
Town:

- Ora scrivi di te e del tuo amico.

Hi
My name's
My surname's
I'm (AGE).
I've got hair
and eyes.
I'm from (COUNTRY).
I live in (TOWN).

Hi
His/Her name's
His/Her surname's
He/She's (AGE).
He/She's got hair
and eyes.
He/She's from (COUNTRY).
He/She's lives in (TOWN).

COMPETENZE

- Crea situazioni comunicative nella routine di classe e in luoghi di vita quotidiana.

Nome: Classe: Data:

- Scegli quattro luoghi della tua città dal box e descrivi la loro posizione usando le preposizioni conosciute.

Es: The post office is opposite the church.

- 1-
- 2-
- 3-
- 4-

THEATRE - SHOPPING CENTRE - CHURCH
MARKET - SPORTS CENTRE - PARK
MUSEUM - POST OFFICE
SUPERMARKET - CLOTHES SHOP - SHOESHOP
NEWSAGENT'S - SCHOOL - HOSPITAL
CAFÉ - RESTAURANT

- A coppie. Ora disegna e scrivi le posizioni descritte dal tuo compagno.

1-

2-

3-

4-

Nome: Classe: Data:

- Disegna un animale fantastico, scegli tra le parole del box.
Poi descrivilo indicando cosa sa o non sa fare.

animal name:

PAWS - HORNS - NECK
FINGERS - STRIPES - TAIL
TRUNK - TUSKS - FUR
TEETH - MOUTH
WHISKERS - FIN

This is a / an

.....
.....
.....
.....
.....
.....
.....
.....
.....
.....

- A COPPIE.

Leggi la tua descrizione
e fai disegnare il tuo
animale al tuo amico...

**La regola è
NON SBIRCIARE!**

COMPETENZE

- È consapevole delle proprie abilità sportive e le comunica agli altri.

Nome: Classe: Data:


- Abbina, poi segna con il verde gli sport che sai fare e con il rosso quelli che non sai fare.




☐ ☐

☐ ☐

☐ ☐

☐ ☐

☐ ☐

☐ ☐

☐ ☐

☐ ☐

☐ ☐

☐ ☐

- 1 - DO BALLET
- 2 - RIDE A HORSE
- 3 - PLAY CRICKET
- 4 - SNOWBOARD
- 5 - ROLLERSKATE
- 6 - FENCE
- 7 - SURF
- 8 - PLAY FOOTBALL
- 9 - SKI
- 10 - SWIM

- Scrivi ciò che sai fare e ciò che non sai fare.

• Scegli tre sport e domanda ai tuoi compagni se li sanno o non sanno praticare. Poi tabula i risultati sul quaderno.

I can
 and

 I can't or

COMPETENZE

- Descrive aspetti del proprio vissuto e del proprio ambiente.

Nome: Classe: Data:

- Osserva e scrivi le azioni.



- Disegna o fotografa un momento della ricreazione e descrivi le tue azioni e quelle dei tuoi compagni.



EAT - DRINK - PLAY - RUN - JUMP - READ
WRITE - DRAW - SING - CHAT - MATCH
LISTEN TO

.....

.....

.....

.....

.....

.....








.....

.....

Nome: _____ Classe: _____ Data: _____

- Scrivi il nome del mese e registra nella tabella il tempo atmosferico di ogni giorno.

Month: _____

	1	2	3	4	5	6	7	8	9	10	11	12	13	14	15	16	17	18	19	20	21	22	23	24	25	26	27	28	29	30	31
 SUNNY																															
 CHANGEABLE																															
 CLOUDY																															
 WINDY																															
 RAINY																															
 FOGGY																															
 SNOWY																															

- Riporta i dati raccolti nella tabella riassuntiva.

WEATHER	NUMBER OF DAYS
SUNNY
CHANGEABLE
CLOUDY
WINDY
RAINY
FOGGY
SNOWY

TO BE (VERBO ESSERE)

FORMA AFFERMATIVA	FORMA NEGATIVA	FORMA INTERROGATIVA	RISPOSTE BREVI
I am / I'm you are / you're he is / he's she is / she's it is / it's we are / we're you are / you're they are / they're	I am not / I'm not you are not / you aren't he is not / he isn't she is not / she isn't it is not / it isn't we are not / we aren't you are not / you aren't they are not / they aren't	Am I? Are you? Is he? Is she? Is it? Are we? Are you? Are they?	Yes, I am. / No, I'm not. Yes, you are. / No, you aren't. Yes, he is. / No, he isn't. Yes, she is. / No, she isn't. Yes, it is. / No, it isn't. Yes, we are. / No, we aren't. Yes, you are. / No, you aren't. Yes, they are. / No, they aren't.

"To be" si usa:

- **per presentarsi e dire l'età.** *I'm Andrea. I'm ten years old.*
- **per esprimere stati fisici e stati d'animo.** *He's tired, but he's happy.*
- **per parlare di persone, animali e cose.** *My cat Hugo is black. He's so cute!*

La forma lunga si usa nella lingua formale.

Nella lingua scritta non formale e in quella parlata si usa la forma corta.

L'apostrofo sostituisce le lettere scomparse.

- Esercizi 1-2, pagina 48



HAVE GOT (VERBO AVERE)

FORMA AFFERMATIVA	FORMA NEGATIVA	FORMA INTERROGATIVA	RISPOSTE BREVI
I have got / I've got you have got / you've got he has got / he's got she has got / she's got it has got / it's got we have got / we've got you have got / you've got they have got / they've got	I have not got / I haven't got you have not got / you haven't got he has not got / he hasn't got she has not got / she hasn't got it has not got / it hasn't got we have not got / we haven't got you have not got / you haven't got they have not got / they haven't got	Have I got? Have you got? Has he got? Has she got? Has it got? Have we got? Have you got? Have they got?	Yes, I have. / No, I haven't. Yes, you have. / No, you haven't. Yes, he has. / No, he hasn't. Yes, she has. / No, she hasn't. Yes, it has. / No, it hasn't. Yes, we have. / No, we haven't. Yes, you have. / No, you haven't. Yes, they have. / No, they haven't.

"Have got" si usa:

- **per esprimere il possesso relativo a oggetti, persone e cose.**
I have got a rabbit, Luca has got a dog.
- **per descrivere le caratteristiche di persone, animali e cose.**
She's got long hair, he's got freckles.

La forma lunga si usa nella lingua formale.

Nella lingua scritta non formale e in quella parlata si usa la forma corta.

L'apostrofo sostituisce le lettere scomparse.

- Esercizi 3-4, pagina 48



CAN

FORMA AFFERMATIVA	FORMA NEGATIVA	FORMA INTERROGATIVA	RISPOSTE BREVI
I can you can he can she can it can we can you can they can	I can't you can't he can't she can't it can't we can't you can't they can't	Can I? Can you? Can he? Can she? Can it? Can we? Can you? Can they?	Yes, I can. / No, I can't. Yes, you can. / No, you can't. Yes, he can. / No, he can't. Yes, she can. / No, she can't. Yes, it can. / No, it can't. Yes, we can. / No, we can't. Yes, you can. / No, you can't. Yes, they can. / No, they can't.

Il verbo "can" si usa per:

- **esprimere un'abilità.** *I can do judo. I can't sing.*
- **chiedere, accordare un permesso.** *Can I go to the toilet? Yes, you can.*
- **chiedere, offrire qualcosa.** *Can I have a sandwich, please?*

Can rimane uguale per tutte le persone ed è sempre seguito dalla forma base del verbo senza il "to".

Nella forma negativa è comune usare la contrazione can't (da cannot).

- Esercizi 5-6, pagina 48



PRESENT CONTINUOUS

FORMA AFFERMATIVA	FORMA NEGATIVA	FORMA INTERROGATIVA	RISPOSTE BREVI
I'm reading you're reading he's reading she's reading it's reading we're reading you're reading they're reading	I'm not reading you aren't reading he isn't reading she isn't reading it isn't reading we aren't reading you aren't reading they aren't reading	Am I reading? Are you reading? Is he reading? Is she reading? Is it reading? Are we reading? Are you reading? Are they reading?	Yes, I am. / No, I'm not. Yes, you are. / No, you aren't. Yes, he is. / No, he isn't. Yes, she is. / No, she isn't. Yes, it is. / No, it isn't. Yes, we are. / No, we aren't. Yes, you are. / No, you aren't. Yes, they are. / No, they aren't.

Il Present Continuous si usa per **descrivere azioni in corso di svolgimento.**

I verbi che aggiungono -ing possono subire delle variazioni ortografiche:

- se il verbo termina in e, la e cade prima di aggiungere -ing.
- se il verbo è monosillabico e termina con consonante + vocale, la consonante raddoppia prima di aggiungere -ing.

La forma negativa si ottiene aggiungendo "not" (n't) al verbo essere.

Nella forma interrogativa si scambia la posizione tra il soggetto e il verbo essere.

- Esercizi 7-8, pagina 48



TO BE

1• Completa con il verbo be: am, is, are.

- 1- I Paul. I ten.
- 2- This Miguel. He my brother.
- 3- We pupils.
- 4- Antonio Spanish?
- 5- Mum at work.

2• Leggi e scegli la risposta.

- | | | |
|-----------------------------|-----------------|-------------------|
| 1- Are you sad? | Yes, I am. | No, I'm not. |
| 2- Is it sunny today? | Yes, it is. | No, it isn't. |
| 3- Are you Italian? | Yes, I am. | No, I'm not. |
| 4- Is your Dad a good cook? | Yes, he is. | No, he isn't. |
| 5- Is your teacher tall? | Yes, he/she is. | No, he/she isn't. |

HAVE GOT

3• Completa le frasi con have got, has got.

- 1- You my T-shirt!
- 2- My sister long red hair.
- 3- you a dog?
- 4- He a new car.
- 5- I blue eyes.

4• Leggi e rispondi.

- 1- Have you got long hair?
- 2- Has your teacher got long hair?
- 3- Have you got a dog?
- 4- Have your parents got a new car?
- 5- Has your best friend got glasses?

CAN

5• Trasforma le frasi alla forma negativa.

- 1- I can swim.
- 2- My sister can dive.
- 3- My parrot can talk.
- 4- Aly can sing very well.

6• Leggi e rispondi.

- 1- Can you play rugby?
- 2- Can your teacher speak Chinese?
- 3- Can you sing a song?
- 4- Can lions fly?

PRESENT CONTINUOUS

7• Allenati a sommare i verbi base con "ing".

- 1- eat + ing
- 2- skate + ing
- 3- dance + ing
- 4- play + ing

8• Scrivi le frasi al present continuous, forma affermativa.

- 1- I / read / a book
.....
- 2- She / eat / pasta
.....


TESTO DIGITALE

Scaricabile da www.raffaellodigitale.it



CD AUDIO

Questo CD audio contiene tutti gli ascolti e le canzoni di Super Wow! classi 4-5



Copy editing: Francesca Ceppi, Clarissa Coppari

Graphic design: Ilaria Piancatelli, Marco Mancini

Multimedia dept.: Paolo Giuliani, Luca Pirani, Enrico Campodonico, Claudio Marchegiani

Illustrations: Francesca Gallina, Mauro Marchesi, Umberto Fizialetti, Francesca Pesci, Alessandra Maggioni

Cover: Marco Mancini

Photographs: Stockphoto, 123RF, Alessio Barbini, Gianni Oliva, Dreamstime, Fotolia, Alamy, Corbis, Archivio fotografico Raffaello

Special thanks for their contribution to: Roberta Accorroni, Marisa Agostinelli, Alessandra Bini, Rita Portavia, Isabella Previto, Brenda Warren, Elizabeth Evans, Rosalia Falletta e i bambini della scuola primaria "G.B. Pergolesi" di Monsano (AN), Lucia Centurelli, Michelle Slattery con Alessandro, Filippo, Emma, Giorgia, Giovanni, Pietro, i bambini delle classi quarte della scuola primaria di Rottofreno (PC)

Font Leggimi © Sinnos editrice

Printed in Italy by Gruppo Editoriale Raffaello

No part of this publication may be reproduced, stored in a retrieval system, or transmitted, in any form or by any means, electronic, mechanical, photocopying, recording or otherwise without the prior written permission of the Publishers.

Every effort has been made to trace copyright holders but where this has proved impossible, the publisher would be grateful for any information that would enable them to amend any omissions in future editions.

R GRUPPO EDITORIALE
RAFFAELLO © 2017

Raffaello Libri S.p.A.
Via dell'Industria, 21
60037 - Monte San Vito (AN)
www.grupporaffaello.it - info@grupporaffaello.it

Ristampa:


5 4 3 2 1 0

2022 2021 2020 2019 2018 2017



Per lo studente

Classe 4^a



- student's book e workbook
- CD audio classi 4-5
- SuperCLIL 4, fascicolo CLIL
- Easy Peasy Grammar, testo di grammatica

Classe 5^a



Per il docente

2 GUIDE AL TESTO

- programmazione per competenze
- mappe disciplinari e pluridisciplinari
- test di valutazione delle unità, anche in versione facilitata BES

2 GUIDE DIDATTICHE

- Insegnare Inglese con la LIM - Vol. 2
- Insegnare Inglese per competenze

In omaggio il kit per la classe

- 4 poster grammaticali
- flashcard pack



In dotazione con le guide:

- **2 CD AUDIO** con ascolti
- **1 CD AUDIO** con ascolti di test e test BES
- **1 DVD M.I.O. BOOK DOCENTE *** con:
 - testi e guide sfogliabili
 - video di grammatica
 - video di cultura e civiltà
 - flashcard interattive
 - schede di approfondimento
- **1 DVD M.I.O. BOOK STUDENTE ***

* installazione facilitata, off-line e senza registrazione



Codice per l'adozione
Super Wow! - Pack 4
 ISBN 978-88-472-2805-4

celtic
 PUBLISHING
www.celticpublishing.com

Raffaello
www.raffaellodigitale.it
www.grupporaffaello.it

R
 GRUPPO EDITORIALE
 RAFFAELLO

ISBN 978-88-472-2810-8



Prezzo ministeriale